

---

ANNUAL GROUNDWATER MONITORING REPORT 2018  
TWIN BONANZA GOLD PROJECT  
TANAMI DESERT, NORTHERN TERRITORY

---

Twin Bonanza Gold Project

REPORT NUMBER: **AB0101-05 – Ver B**

Prepared For  
Prodigy Gold NL

November 2018



**SAPROLITE PTY LTD** (ACN 135 590 724)

PO Box 2234 Ellenbrook WA 6069

52B Momington Parkway Ellenbrook WA 6069

Ph: +61 8 6296 7760

[www.saprolite.com.au](http://www.saprolite.com.au)

Fax: +61 8 6296 7762

[admin@saprolite.com.au](mailto:admin@saprolite.com.au)

*Copies of Final Reports to:*  
*Prodigy Gold NL (e-copy)*  
*Saprolite Environmental (e-copy)*



8 November 2018  
Project No: AB0101-05

Prodigy Gold NL  
Level 1, 141 Broadway  
Nedlands WA 6009

Attention: Colin Woolard – Environmental Advisor

Dear Colin:

**Subject: Twin Bonanza Gold Project  
Annual Groundwater Monitoring Report 2018**

We are pleased to provide Prodigy Gold NL an E-copy of the final report.

We thank you for the opportunity to work on this project and look forward to being of assistance in the future.

Should you have any queries about the report, or about any other matter please do not hesitate to contact us.

Yours faithfully

SAPROLITE ENVIRONMENTAL

*Shaun Wimbridge*

*Garth Richards*

Shaun Wimbridge  
Project Environmental Hydrogeologist

Garth Richards  
Senior Principal Consultant  
Managing Director

cc. G McBain (Prodigy Gold NL)



---

## TABLE OF CONTENTS

<b>1.</b>	<b>INTRODUCTION</b>	<b>1</b>
<b>2.</b>	<b>GROUNDWATER MONITORING PROGRAM</b>	<b>2</b>
<b>3.</b>	<b>GROUNDWATER MONITORING</b>	<b>3</b>
<b>3.1</b>	<b>Sampling Methodology</b>	<b>3</b>
<b>3.2</b>	<b>Groundwater Monitoring Results</b>	<b>3</b>
3.2.1	Abstraction	3
3.2.2	Water Levels	4
3.2.3	Water Quality	4
3.2.4	Bore Hydrographs	5
<b>4.</b>	<b>RECOMMENDATIONS</b>	<b>7</b>
<b>5.</b>	<b>REFERENCES</b>	<b>8</b>

## LIST OF TABLES, FIGURES AND APPENDICES

### TABLES

Table 2.1	Groundwater Monitoring Program – 2017- 2018 .....	2
Table 3.1	Strezza's/Timmy Bore – Meter Readings and Production Volumes .....	4
Table 3.2	Water Level Measurements.....	4
Table 3.3	Field Water Chemistry Data.....	5

### FIGURES

Figure 1	Bore Location Plan .....	AB0100-001
----------	--------------------------	------------

### APPENDICES

Appendix A1	Laboratory Water Chemistry Results
Appendix A2	Laboratory Report
Appendix B	Bore Hydrographs



## DOCUMENT REVISION HISTORY

Revision Number	Status	Revision Date	Revision Comments	Primary Author	Peer Reviewer	Approved
A	Draft	25/09/2018	Report for Internal Review	S. Wimbridge	G. Richards	-
A	Draft	26/09/2018	Report issued for client review	S. Wimbridge	C. Woolard	G. Richards
B	Draft	5/11/2018	Addressed client comments	S. Wimbridge	C. Woolard	G. Richards
B	Final	8/11/2018	Report issued as final	S. Wimbridge	-	G. Richards

## STATEMENT OF LIMITATIONS

Aquifer materials and groundwater flow systems are a product of continuing natural and man-made processes and thus exhibit a variety of characteristics and properties that vary from place to place and can change with time. Geology/hydrogeology involves gathering and assimilating limited facts about these characteristics and properties in order to understand and predict the behaviour of the ground on a particular site under certain conditions. This report may contain such facts obtained by inspection, drilling, excavation, probing, sampling, testing or other means of investigation, particularly pumping and drawdown data. If so, they are directly relevant only to the groundwater system at the place where, and the time when the investigation was carried out. Any groundwater modelling predictions presented should not be regarded as matters of fact.

This report and other reports referred to contain comments on works being carried out by others. Saprolite Environmental cannot and will not take responsibility for works carried out by others on site to date. We do not guarantee the performance of the project in any respect, only that our work and judgement meet the standard of care of our profession at this time.

Any interpretation or recommendation given in this report shall be understood to be based on judgement and experience, not on greater knowledge of facts other than those reported. The interpretation and recommendations are therefore opinions provided for the Client's sole use in accordance with a specific brief. As such they do not necessarily address all aspects of the groundwater system on the subject site.

© Saprolite Pty Ltd, 2018

This document may not be reproduced in part or whole by electronic, mechanical or chemical means, including photocopying, recording or any information storage system, without the express approval of Saprolite Pty Ltd and/or Prodigy Gold NL. Neither this document nor its contents may be referred to or quoted in any manner, report or other document without the express approval of Saprolite Pty Ltd and/or Prodigy Gold NL.

Additional copies and or enquiries about this document should be addressed to The Principal, Saprolite Environmental, PO Box 2234 Ellenbrook, WA, 6069 or by email to [GRichards@saprolite.com.au](mailto:GRichards@saprolite.com.au)



## 1. INTRODUCTION

The Twin Bonanza Gold Project (TBGP) is situated in the Tanami Desert, approximately 527km west of Tennant Creek, 750km north-west of Alice Springs, and 14km east of the Northern Territory and Western Australia border, Figure 1.

Prodigy Gold NL (PRX) (formerly ABM Resources NL) is the current owner of the TBGP and surrounding mineral tenure. The project tenure encompasses 3 shallow open pits (Old Pirate, Golden Hind and the backfilled Old Glory), a pilot scale gravity plant, exploration camp, 3 production bores and a network of monitoring bores.

Mining within the project ceased in April 2016 and the mine site was placed on Care and Maintenance (C&M). During the final stages of mining, site rehabilitation activities were undertaken in accordance with the approved Mine Closure Plan, including rehabilitation of all waste rock dumps, placement of pit abandonment bunds and ripping of associated service infrastructure. There is no longer a requirement for monitoring to be conducted in the operational area (Department of Primary Industry and Resources (DPIR) letter - 15 June 2017).

Saprolite Environmental was engaged by Prodigy Gold NL (PRX) to compile, present and discuss groundwater monitoring data collected between 1 January 2017 and 31 August 2018. During the period a single Groundwater Monitoring Event (GME) was undertaken, which was conducted in August 2018. Groundwater monitoring was undertaken by Low Ecological Services, an external contractor based in Alice Springs.



## 2. GROUNDWATER MONITORING PROGRAM

The Groundwater Monitoring Program for the Twin Bonanza Gold Project, as outlined in the 2017 Mine Management Plan (MMP) (approved 16 October 2017) is presented in Table 2.1. Until further amendments are approved, ongoing groundwater monitoring at the Twin Bonanza Gold Project will be undertaken in accordance with Table 2.1. Water level monitoring is conducted annually at Strezza's/Timmy's monitoring bores BF01, BF02 and BF04 for biodiversity monitoring purposes.

**Table 2.1**  
**Groundwater Monitoring Program - 2017-2018**

Area	Monitoring Locations	Parameters	Frequency
Water Supply Bores	<u>Production Bores</u>	Abstraction Volumes	Annually
	Corsair Bore, Wilson's Bore, and Strezza's/Timmy's Bore.	Water Levels	Annually
		Field Parameters, Laboratory Parameters, Major Ions and Metals/Metalloids	Annually
	<u>Monitoring Bores (associated with production bores)</u> M10a, M11 and BF03A	Water Levels	Annually
	<u>Borefield Monitoring Bores</u> BF01, BF02, and BF04	Water Levels	Annually
Analogue Bores	<u>Monitor Bores (Deep)</u> A01	Field Parameters, Laboratory Parameters, Major Ions, Metals/Metalloids	Annually

Abstraction:	Meter readings, pump status, duration of pump status.
Field Parameters:	Electrical conductivity (EC) and pH.
Laboratory Parameters:	Electrical conductivity (EC), pH and total dissolved solids (TDS).
Major Ions	Ca, Na, Mg, K, SO <sub>4</sub> , Cl, HCO <sub>3</sub> , CO <sub>3</sub> , F
Metals/Metalloids:	Al, Sb, As, B, Cd, Cr, Cu, Pb, Hg, Ni, Mn, Se, U, V, and Zn,
Hydrocarbons:	Total Petroleum Hydrocarbons (TPH (C <sub>6</sub> -C <sub>36</sub> )) and Total Recoverable Hydrocarbons (TRH (C <sub>6</sub> -C <sub>40</sub> ))



### 3. GROUNDWATER MONITORING

#### 3.1 Sampling Methodology

Sampling was conducted by Low Ecological staff using a QED T1200 Micro-purge pump and QED MP10 controller driven by a 3.2hp 300L/m air compressor operating at up to 140 psi.

For cost effective sampling one roll of LDPE drop tube and LDPE twin tube was used for the sampling event. Bores were sampled in order from the expected lowest analyte concentrations to the expected highest concentrations with four times the volume of the tube and pump purged at each bore site to minimize any cross contamination on water chemistry results.

During purging, regular readings of temperature, pH, conductivity, dissolved oxygen and redox potential were taken with a YSI Pro multi-parameter meter to assess the stabilisation of water parameters. Once the minimum purge volume was reached, samples were taken after three consecutive readings within 10% variation for all parameters.

Groundwater sampled from Strezza's/Timmy's Bore was obtained via the in-situ production pump in the bore, with water levels recorded before and after purging in adjacent monitoring bore BF03A. The production pump was removed from Corsair Bore more than 2 years ago. However, due to difficulty getting the sampling pump and fittings down the 50mm monitoring bore M11, the sample and before and after water depths were taken from Corsair Bore. Although the generator was removed from Wilson's Bore approximately 2 years ago, the production pump and fittings are still in the bore and as such the samples and water depths were collected from the adjacent monitoring bore M10A using the micro-purge sampling system.

Sampling depths were generally as per targets set out originally by Saprolite Environmental following assessment of preliminary groundwater aquifer depth determined during drilling at Twin Bonanza (Saprolite, 2014). However, samples from shallower depths continued to be taken in some deeper wells where difficulties getting sampling equipment down to depth have been evident since monitoring began in 2015.

#### 3.2 Groundwater Monitoring Results

Groundwater monitoring was conducted in August 2018. Laboratory water chemistry results are presented as Appendix A1 and the analytical laboratory report is presented in full as Appendix A2. The following sections present a summary of the field and laboratory groundwater monitoring results.

##### 3.2.1 Abstraction

No groundwater has been abstracted from Wilson's Bore or Corsair Bore since the site was placed on C&M in April 2016. Since April 2016 only minor groundwater has been abstracted from Strezza's/Timmy's Bore and this is for servicing the annual exploration programmes. Meter readings and abstraction volumes are presented in Table 3.1. Abstraction volumes are also presented graphically as Appendix B, Figure B1. It should be noted that the monthly volumes presented on Appendix B, Figure B1 have been interpolated from available meter readings recorded when the site is occupied.

A total of just 634kL has been abstracted from Strezza's/Timmy's Bore since April 2016. In comparison 57,214kL was abstracted during the 2015 calendar year and 22,706kL was abstracted between January and April 2016 (during the final stages of mining).



**Table 3.1**  
**Strezza's/Timmy Bore – Meter Readings and Production Volumes**

Date	Meter Reading (kL)	Abstraction Volume (kL)
12/04/2016	79,873	-
26/04/2017	79,975	102
12/08/2017	80,098	123
3/09/2017	80,187	89
22/09/2017	80,252	65
16/03/2018	80,338	86
10/04/2018	80,390	52
23/04/2018	80,427	37
31/05/2018	80,427	0
30/06/2018	80,507	80

### 3.2.2 Water Levels

Standing water level measurements were recorded by Low Ecological Services during sampling in August 2018. Water level measurements were recorded from M10A, Corsair Bore and BF03A before and after sampling from M10A, Corsair Bore and Strezza's/Timmy Bore respectively. Water level measurements were also recorded before and after sampling at palaeochannel biodiversity monitoring bores BF01, BF02 and BF04 (near Strezza's/Timmy Bore) and analogue monitoring bore A01. A summary of resting water level measurements recorded in August 2018 is presented in Table 3.2. Water level measurements are presented graphically on bore hydrographs, Appendix B.

**Table 3.2**  
**Water Level Measurements**

Bore ID	Date	mbtoc	mAHD
M10A (Wilson's MB)	15/08/2018	38.00	394.69
Corsair Bore	15/08/2018	54.74	383.85
BF03A (Strezza's MB)	14/08/2018	6.00	412.07
BF01	15/08/2018	6.15	412.36
BF02	14/08/2018	5.86	412.36
BF04	14/08/2018	5.88	412.35
A01	16/08/2018	68.00	378.85

### 3.2.3 Water Quality

Sampling for field and laboratory water quality analyses was undertaken by Low Ecological Services between 14 August 2018 and 16 August 2018. Groundwater samples were collected after stabilisation of water quality field parameters during low flow pumping. Field parameter measurements, including pH, Electrical Conductivity (EC), temperature, Oxidation Reduction Potential (ORP) and Dissolved Oxygen (DO) are presented in Table 3.3.

It should be noted that some field pH measurements are erroneous (at M10A, Corsair Bore and A01) and are a result of the YSI multiparameter meter malfunctioning. Laboratory pH results are considered to be more representative for these sites, Appendix A1.



**Table 3.3**  
**Field Water Chemistry Data**

Bore ID	Date	pH	EC (mS/cm)	Temperature (°C)	ORP (mV)	DO (mg/L)
M10A (Wilson's MB)	15/08/2018	3.12	11.92	29.5	186.5	0.40
Corsair Bore	15/08/2018	2.67	1.10	31.8	220.9	5.55
Timmy's/Strezza's Bore	14/08/2018	7.37	0.64	29.5	186.3	3.97
BF01	15/08/2018	7.41	0.52	26.1	226.3	5.24
BF02	14/08/2018	7.32	1.69	27.1	192.2	6.13
BF04	14/08/2018	7.37	0.88	30.4	205.9	6.14
A01	16/08/2018	3.63	10.76	28.8	179.2	1.23

Groundwater samples were submitted to ALS Laboratories Perth (NATA Certified Laboratory) for analysis. Laboratory water chemistry results are tabulated as Appendix A1. The ALS laboratory report is presented in its entirety as Appendix A2. Laboratory Total Dissolved Solids (TDS) and pH measurements are presented in individual bore hydrographs, Appendix B.

Field and laboratory water chemistry results are comparable to historical records, although there has been a slight increase in the concentrations of boron and uranium at M10A. A boron concentration of 1.63mg/L was recorded in August 2018, compared to 1.28mg/L in December 2016. A uranium concentration of 0.114mg/L was recorded in August 2018, compared to 0.066mg/L in December 2016. Boron and uranium concentrations remain below respective ANZECC (2000) Livestock Watering Criteria guideline values.

### 3.2.4 Bore Hydrographs

Bore hydrographs have been constructed for graphical presentation of groundwater monitoring data, Appendix B, Figures B1 to B4. Each hydrograph presents a summary of data (abstraction, water level measurements and laboratory chemistry (pH and TDS)) within individual borefield/project areas. The following presents a brief summary of hydrograph trends.

Strezza's/Timmy's Bore (Appendix B, Figure B1)	<p>There has been a significant reduction in abstraction volumes since mining ceased and the site was placed on C&amp;M in April 2016. Water levels have fallen marginally at BF01, BF02, BF03A and BF04 since last measurements in December 2016. This is potentially due to below average rainfall during the 2017/2018 wet season.</p> <p>Charted water chemistry is consistent with historical results, and illustrates fresh to marginal groundwater quality and slightly alkaline pH.</p>
Wilson's Bore (Appendix B, Figure B2)	<p>No groundwater has been abstracted from Wilson's Bore since March 2016. Water levels recorded at adjacent monitoring bore M10A have risen marginally since this time.</p> <p>Water chemistry results continue to indicate saline water quality and slightly alkaline pH at the bore. It is recommended that the bore be decommissioned, capped with a removable lockable cap and annual monitoring should cease until abstraction is recommenced. There is a risk of the pump seizing or becoming stuck if not removed.</p>
Corsair Bore (Appendix B, Figure B3)	<p>No groundwater has been abstracted from Corsair Bore since March 2016. Between March 2016 and December 2016 water levels recovered slightly. Water levels have fallen slightly to August 2018 but remain above levels recorded in late 2015 and early 2016.</p> <p>The hydrograph continues to illustrate marginal water quality and slightly alkaline pH. The bore should be decommissioned, capped with a removable lockable cap and annual monitoring should cease until abstraction is recommenced. There is a risk of the pump seizing or becoming stuck if not removed.</p>



<p>Analogue Bore A01 (Appendix B, Figure B4)</p>	<p>Water levels have been consistent at A01 since monitoring commenced in August 2014, with the exception of a deeper measurement recorded in December 2016.</p> <p>Charted water chemistry is consistent with historical measurements and shows slightly alkaline groundwater that is saline with approximately 7,000-8,000mg/L TDS.</p>
--	---



## 4. RECOMMENDATIONS

As a result of significant changes to the Twin Bonanza Project that resulted in offsite processing, reduced mining scope, (including mining only above the water table) shortened life of mine, and substantially reduced utilization of groundwater resources, potential impacts on the groundwater environment have been mitigated and are not evident in monitoring results.

Comparison of pre-operational and operational monitoring results and with those from the analogue bores in both fractured rock and palaeochannel aquifers (and accounting for natural fluctuations) suggest that the original objective of maintaining a similar level of water quality post closure as was present in the pre-mine environment has been met and further amendments to some aspects of the monitoring schedule are recommended.

The continued monitoring of water chemistry at inactive production sites Wilsons and Corsair Bores provides little additional scientific evidence for sensible site water management. The production bores should be properly decommissioned (with pumps removed) to ensure they do not seize or become stuck. It is proposed that the current annual program of sampling for laboratory parameters, major ions and metals/metalloids be discontinued while the bores are in a decommissioned state.

If the C&M status of the site changes, the monitoring program should be reviewed and relevant parameters and frequencies amended. Commentary of the status of the project should be included in the annual MMP submission.

Comparison of pre-operational and operational monitoring results and with those from the analogue bores in both fractured rock and palaeochannel aquifers (and accounting for natural fluctuations) suggest that the original objective of maintaining a similar level of water quality post closure as was present in the pre-mine environment has been met.



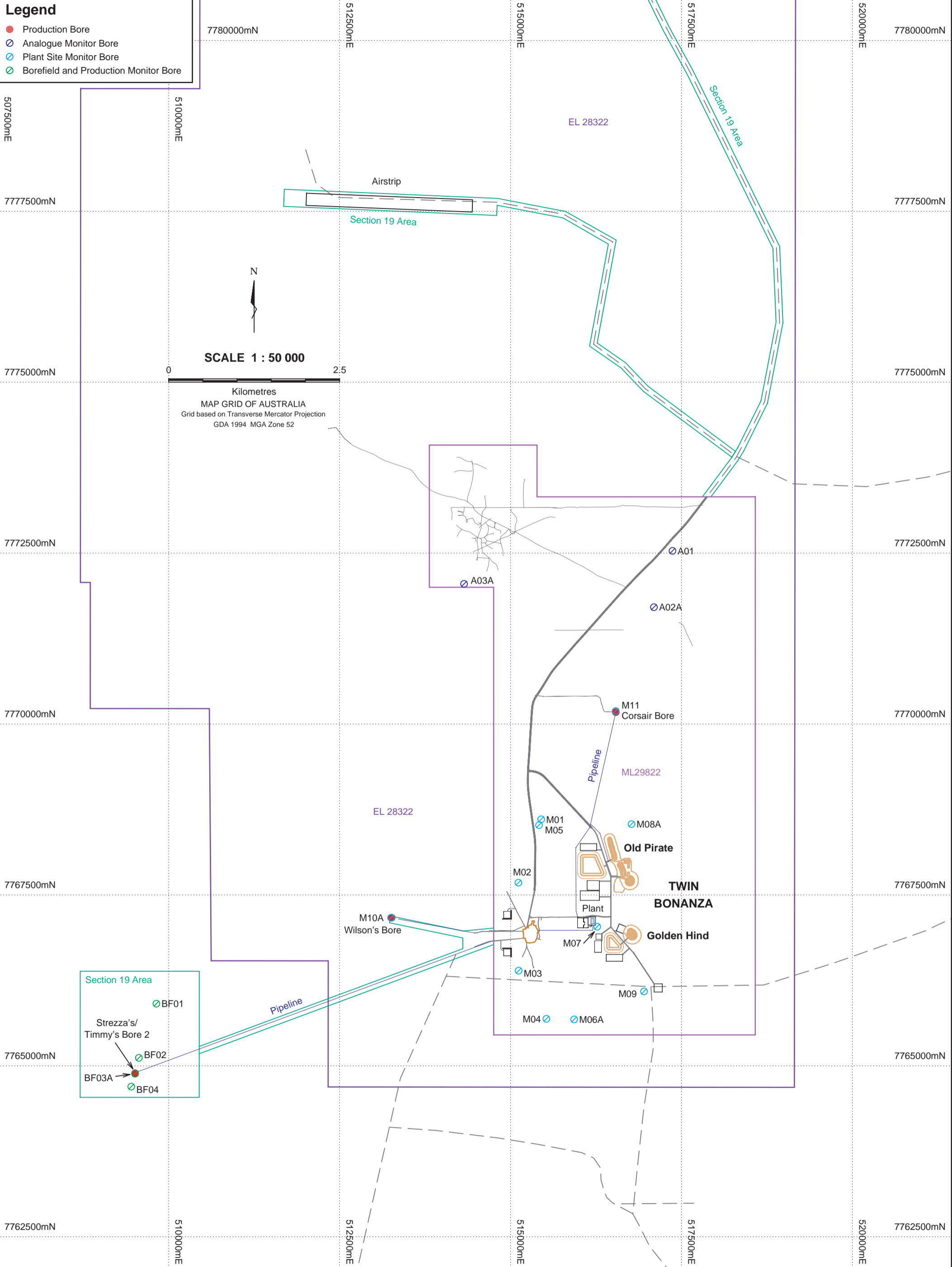
## 5. REFERENCES

- ABM Resources NL, 2016, 2016 Mining Management Plan, NT Mining Management Act, ML29822 and EL28322 - Twin Bonanza Gold Project, March 2016.
- Australia New Zealand Environment and Conservation Council & Agriculture and Resource Management Council of Australia and New Zealand, 2000, National Water Quality Management Strategy, Australian and New Zealand Guidelines for Fresh and Marine Water Quality, October 2000.
- Saprolite Environmental, 2014, Hydrogeological Baseline and Bore Completion Report, Twin Bonanza Gold Project – Tanami Desert, Northern Territory, Report for ABM Resources NL, October 2014.
- Saprolite Environmental, 2016, Baseline Groundwater Quality Assessment – Twin Bonanza Gold Project, Tanami Desert, Northern Territory, Report for ABM Resources NL, February 2016.
- Saprolite Environmental, 2017, Annual Groundwater Monitoring Report – 2016, Twin Bonanza Gold Project, Tanami Desert, Northern Territory, Report for ABM Resources NL, March 2017.



## **FIGURES**

- Legend**
- Production Bore
  - Analogue Monitor Bore
  - Plant Site Monitor Bore
  - Borefield and Production Monitor Bore



**Section 19 Area**

- BF01
- Strezza's/  
Timmy's Bore 2
- BF02
- BF03A
- BF04

**SAPROLITE ENVIRONMENTAL**

Author: G.Richards  
Checked: G.Richards  
Drawn: S.Coleman  
Approved: G.Richards

Client: **PRODIGY GOLD NL**

Project: **TWIN BONANZA GOLD PROJECT**

# BORE LOCATION PLAN

Date: October 2014
Scale: 1:50 000
Figure No. <b>1</b>
Plan No. <b>AB0100-001</b>



**APPENDIX A1**  
**Laboratory Water Chemistry Results**

Appendix A1 - August 2018 Laboratory Water Chemistry Results

Category	Analyte	Unit	ANZECC 2000	Timmy's/ Strezza's	Corsair	M10a (Wilson's MB)	BF01	BF02	BF04	A01
				14/8/18	15/8/18	15/8/18	15/8/18	14/8/18	14/8/18	16/8/18
Physical Parameters	pH Value	pH Unit	6.5-8.5	7.82	7.3	7.16	7.62	7.76	7.79	7.3
	Electrical Conductivity @ 25°C	µS/cm	-	580	2000	12200	823	1640	737	10900
	Total Dissolved Solids @180°C	mg/L	3000	412	1250	7950	554	953	510	7060
Alkalinity	Hydroxide Alkalinity as CaCO3	mg/L	-	<1	<1	<1	<1	<1	<1	<1
	Carbonate Alkalinity as CaCO3	mg/L	-	<1	<1	<1	<1	<1	<1	<1
	Bicarbonate Alkalinity as CaCO3	mg/L	-	225	257	534	243	139	285	336
	Total Alkalinity as CaCO3	mg/L	-	225	257	534	243	139	285	336
Major ions	Sulfate as SO4 - Turbidimetric	mg/L	1000	13	217	1890	56	46	27	1460
	Chloride	mg/L	-	31	408	2640	60	415	53	2570
	Fluoride	mg/L	2	1.4	0.6	0.7	1.3	1	2.1	1.8
	Calcium	mg/L	1000	37	85	255	19	16	36	214
	Magnesium	mg/L	-	23	66	322	19	17	26	323
	Sodium	mg/L	-	37	167	1710	102	224	67	1520
	Potassium	mg/L	-	37	36	176	47	48	35	137
Dissolved Metals	Aluminium	mg/L	5	<0.01	<0.01	<0.01	<0.01	<0.01	<0.01	<0.01
	Antimony	mg/L	-	<0.001	<0.001	<0.001	<0.001	<0.001	<0.001	<0.001
	Arsenic	mg/L	0.5	0.002	0.04	0.002	0.001	<0.001	0.002	<0.001
	Beryllium	mg/L	-	<0.001	<0.001	<0.001	<0.001	<0.001	<0.001	<0.001
	Barium	mg/L	-	0.44	0.031	0.036	0.148	0.116	0.298	0.023
	Cadmium	mg/L	0.01	<0.0001	<0.0001	<0.0001	<0.0001	<0.0001	<0.0001	<0.0001
	Chromium	mg/L	-	<0.001	0.002	<0.001	0.003	0.032	0.003	<0.001
	Cobalt	mg/L	1	<0.001	<0.001	0.001	<0.001	<0.001	<0.001	<0.001
	Copper	mg/L	0.5	<0.001	<0.001	0.002	<0.001	<0.001	<0.001	<0.001
	Lead	mg/L	0.1	<0.001	<0.001	<0.001	<0.001	<0.001	<0.001	<0.001
	Manganese	mg/L	-	<0.001	<0.001	0.049	<0.001	<0.001	0.002	0.001
	Nickel	mg/L	1	<0.001	<0.001	0.013	<0.001	<0.001	0.002	0.004
	Selenium	mg/L	0.02	<0.01	<0.01	0.01	<0.01	<0.01	<0.01	<0.01
	Uranium	mg/L	0.2	0.002	0.025	0.114	0.002	<0.001	0.002	0.092
	Vanadium	mg/L	-	0.02	<0.01	<0.01	0.01	<0.01	0.02	<0.01
	Zinc	mg/L	20	<0.005	<0.005	0.006	<0.005	<0.005	<0.005	0.018
	Boron	mg/L	5	0.2	0.54	1.63	0.44	0.46	0.3	1.51
	Mercury	mg/L	0.002	<0.0001	<0.0001	<0.0001	<0.0001	<0.0001	<0.0001	<0.0001
	BTEXN	Benzene	µg/L	-	<1	-	-	-	-	<1
Toluene		µg/L	-	<2	-	-	-	-	<2	-
Ethylbenzene		µg/L	-	<2	-	-	-	-	<2	-
meta- & para-Xylene		µg/L	-	<2	-	-	-	-	<2	-
ortho-Xylene		µg/L	-	<2	-	-	-	-	<2	-
Total Xylenes		µg/L	-	<2	-	-	-	-	<2	-
Sum of BTEX		µg/L	-	<1	-	-	-	-	<1	-
Naphthalene		µg/L	-	<5	-	-	-	-	<5	-
TPH	C6 - C9 Fraction	µg/L	-	<20	-	-	-	-	<20	-
	C10 - C14 Fraction	µg/L	-	<50	-	-	-	-	<50	-
	C15 - C28 Fraction	µg/L	-	<100	-	-	-	-	<100	-
	C29 - C36 Fraction	µg/L	-	<50	-	-	-	-	<50	-
	C10 - C36 Fraction (sum)	µg/L	-	<50	-	-	-	-	<50	-
TRH	C6 - C10 Fraction	µg/L	-	<20	-	-	-	-	<20	-
	C6 - C10 Fraction minus BTEX (F1)	µg/L	-	<20	-	-	-	-	<20	-
	>C10 - C16 Fraction	µg/L	-	<100	-	-	-	-	<100	-
	>C16 - C34 Fraction	µg/L	-	<100	-	-	-	-	<100	-
	>C34 - C40 Fraction	µg/L	-	<100	-	-	-	-	<100	-
	>C10 - C40 Fraction (sum)	µg/L	-	<100	-	-	-	-	<100	-
>C10 - C16 Fraction minus Naphthalene (F2)	µg/L	-	<100	-	-	-	-	<100	-	



**APPENDIX A2**  
**Laboratory Report**

## CERTIFICATE OF ANALYSIS

<b>Work Order</b> : <b>EP1809741</b> <b>Client</b> : <b>PRODIGY GOLD NL</b> <b>Contact</b> : Colin Woolard <b>Address</b> : Level 1, 141 Broadway Nedlands - Perth Perth Western Australia 6009 <b>Telephone</b> : +61 08 9423 9777 <b>Project</b> : Twin Bonanza Groundwater <b>Order number</b> : A10555 <b>C-O-C number</b> : ---- <b>Sampler</b> : Bill Low, Xavier Tingle <b>Site</b> : ---- <b>Quote number</b> : EP/692/18 <b>No. of samples received</b> : 9 <b>No. of samples analysed</b> : 9	<b>Page</b> : 1 of 10 <b>Laboratory</b> : Environmental Division Perth <b>Contact</b> : Rhiannon Steere <b>Address</b> : 26 Rigali Way Wangara WA Australia 6065  <b>Telephone</b> : 08 9406 1306 <b>Date Samples Received</b> : 23-Aug-2018 14:00 <b>Date Analysis Commenced</b> : 24-Aug-2018 <b>Issue Date</b> : 29-Aug-2018 22:14
--	---



This report supersedes any previous report(s) with this reference. Results apply to the sample(s) as submitted. This document shall not be reproduced, except in full.

This Certificate of Analysis contains the following information:

- General Comments
- Analytical Results
- Surrogate Control Limits

**Additional information pertinent to this report will be found in the following separate attachments: Quality Control Report, QA/QC Compliance Assessment to assist with Quality Review and Sample Receipt Notification.**

### Signatories

This document has been electronically signed by the authorized signatories below. Electronic signing is carried out in compliance with procedures specified in 21 CFR Part 11.

<i>Signatories</i>	<i>Position</i>	<i>Accreditation Category</i>
Canhuang Ke	Inorganics Supervisor	Perth Inorganics, Wangara, WA
Chris Lemaitre	Laboratory Manager (Perth)	Perth Inorganics, Wangara, WA
Santusha Pandra	Organic Supervisor	Perth Organics, Wangara, WA



## General Comments

The analytical procedures used by the Environmental Division have been developed from established internationally recognized procedures such as those published by the USEPA, APHA, AS and NEPM. In house developed procedures are employed in the absence of documented standards or by client request.

Where moisture determination has been performed, results are reported on a dry weight basis.

Where a reported less than (<) result is higher than the LOR, this may be due to primary sample extract/digestate dilution and/or insufficient sample for analysis.

Where the LOR of a reported result differs from standard LOR, this may be due to high moisture content, insufficient sample (reduced weight employed) or matrix interference.

When sampling time information is not provided by the client, sampling dates are shown without a time component. In these instances, the time component has been assumed by the laboratory for processing purposes.

Where a result is required to meet compliance limits the associated uncertainty must be considered. Refer to the ALS Contact for details.

Key : CAS Number = CAS registry number from database maintained by Chemical Abstracts Services. The Chemical Abstracts Service is a division of the American Chemical Society.  
LOR = Limit of reporting  
^ = This result is computed from individual analyte detections at or above the level of reporting  
ø = ALS is not NATA accredited for these tests.  
~ = Indicates an estimated value.

- Ionic balances were calculated using: major anions - chloride, alkalinity and sulfate; and major cations - calcium, magnesium, potassium and sodium.
- Sodium Adsorption Ratio (where reported): Where results for Na, Ca or Mg are <LOR, a concentration at half the reported LOR is incorporated into the SAR calculation. This represents a conservative approach for Na relative to the assumption that <LOR = zero concentration and a conservative approach for Ca & Mg relative to the assumption that <LOR is equivalent to the LOR concentration.



## Analytical Results

Sub-Matrix: WATER (Matrix: WATER)				Client sample ID	BF01	Corsair	Corsair Duplicate	M10 Wilson	A01
Client sampling date / time				15-Aug-2018 09:00	15-Aug-2018 15:00	15-Aug-2018 15:15	15-Aug-2018 18:30	16-Aug-2018 19:45	
Compound	CAS Number	LOR	Unit	EP1809741-001	EP1809741-002	EP1809741-003	EP1809741-004	EP1809741-005	
				Result	Result	Result	Result	Result	
<b>EA005P: pH by PC Titrator</b>									
pH Value	----	0.01	pH Unit	7.62	7.30	7.48	7.16	7.30	
<b>EA010P: Conductivity by PC Titrator</b>									
Electrical Conductivity @ 25°C	----	1	µS/cm	823	2000	1980	12200	10900	
<b>EA015: Total Dissolved Solids dried at 180 ± 5 °C</b>									
Total Dissolved Solids @180°C	----	10	mg/L	554	1250	1240	7950	7060	
<b>ED037P: Alkalinity by PC Titrator</b>									
Hydroxide Alkalinity as CaCO3	DMO-210-001	1	mg/L	<1	<1	<1	<1	<1	
Carbonate Alkalinity as CaCO3	3812-32-6	1	mg/L	<1	<1	<1	<1	<1	
Bicarbonate Alkalinity as CaCO3	71-52-3	1	mg/L	243	257	239	534	336	
Total Alkalinity as CaCO3	----	1	mg/L	243	257	239	534	336	
<b>ED041G: Sulfate (Turbidimetric) as SO4 2- by DA</b>									
Sulfate as SO4 - Turbidimetric	14808-79-8	1	mg/L	56	217	220	1890	1460	
<b>ED045G: Chloride by Discrete Analyser</b>									
Chloride	16887-00-6	1	mg/L	60	408	409	2640	2570	
<b>ED093F: Dissolved Major Cations</b>									
Calcium	7440-70-2	1	mg/L	19	85	86	255	214	
Magnesium	7439-95-4	1	mg/L	19	66	66	322	323	
Sodium	7440-23-5	1	mg/L	102	167	167	1710	1520	
Potassium	7440-09-7	1	mg/L	47	36	37	176	137	
<b>EG020F: Dissolved Metals by ICP-MS</b>									
Aluminium	7429-90-5	0.01	mg/L	<0.01	<0.01	<0.01	<0.01	<0.01	
Antimony	7440-36-0	0.001	mg/L	<0.001	<0.001	<0.001	<0.001	<0.001	
Arsenic	7440-38-2	0.001	mg/L	0.001	0.040	0.040	0.002	<0.001	
Boron	7440-42-8	0.05	mg/L	0.44	0.54	0.66	1.63	1.51	
Barium	7440-39-3	0.001	mg/L	0.148	0.031	0.031	0.036	0.023	
Beryllium	7440-41-7	0.001	mg/L	<0.001	<0.001	<0.001	<0.001	<0.001	
Cadmium	7440-43-9	0.0001	mg/L	<0.0001	<0.0001	<0.0001	<0.0001	<0.0001	
Cobalt	7440-48-4	0.001	mg/L	<0.001	<0.001	<0.001	0.001	<0.001	
Chromium	7440-47-3	0.001	mg/L	0.003	0.002	0.002	<0.001	<0.001	
Copper	7440-50-8	0.001	mg/L	<0.001	<0.001	<0.001	0.002	<0.001	
Manganese	7439-96-5	0.001	mg/L	<0.001	<0.001	<0.001	0.049	0.001	
Nickel	7440-02-0	0.001	mg/L	<0.001	<0.001	<0.001	0.013	0.004	
Lead	7439-92-1	0.001	mg/L	<0.001	<0.001	<0.001	<0.001	<0.001	
Selenium	7782-49-2	0.01	mg/L	<0.01	<0.01	<0.01	0.01	<0.01	



## Analytical Results

Sub-Matrix: WATER (Matrix: WATER)				Client sample ID	BF01	Corsair	Corsair Duplicate	M10 Wilson	A01
Client sampling date / time				15-Aug-2018 09:00	15-Aug-2018 15:00	15-Aug-2018 15:15	15-Aug-2018 18:30	16-Aug-2018 19:45	
Compound	CAS Number	LOR	Unit	EP1809741-001	EP1809741-002	EP1809741-003	EP1809741-004	EP1809741-005	
				Result	Result	Result	Result	Result	
<b>EG020F: Dissolved Metals by ICP-MS - Continued</b>									
Vanadium	7440-62-2	0.01	mg/L	0.01	<0.01	<0.01	<0.01	<0.01	
Zinc	7440-66-6	0.005	mg/L	<0.005	<0.005	<0.005	0.006	0.018	
Uranium	7440-61-1	0.001	mg/L	0.002	0.025	0.024	0.114	0.092	
<b>EG035F: Dissolved Mercury by FIMS</b>									
Mercury	7439-97-6	0.0001	mg/L	<0.0001	<0.0001	<0.0001	<0.0001	<0.0001	
<b>EK040P: Fluoride by PC Titrator</b>									
Fluoride	16984-48-8	0.1	mg/L	1.3	0.6	0.6	0.7	1.8	
<b>EN055: Ionic Balance</b>									
Total Anions	----	0.01	meq/L	7.71	21.2	20.9	124	110	
Total Cations	----	0.01	meq/L	8.15	17.8	17.9	118	107	
Ionic Balance	----	0.01	%	2.75	8.47	7.62	2.63	1.26	



## Analytical Results

Sub-Matrix: WATER (Matrix: WATER)				Client sample ID	BF02	BF04	Strezza	Trip Blank	----
Client sampling date / time				14-Aug-2018 18:30	14-Aug-2018 14:00	14-Aug-2018 17:00	16-Aug-2018 09:45	----	----
Compound	CAS Number	LOR	Unit	EP1809741-006	EP1809741-007	EP1809741-008	EP1809741-009	-----	----
				Result	Result	Result	Result	----	----
<b>EA005P: pH by PC Titrator</b>									
pH Value	----	0.01	pH Unit	7.76	7.79	7.82	6.50	----	----
<b>EA010P: Conductivity by PC Titrator</b>									
Electrical Conductivity @ 25°C	----	1	µS/cm	1640	737	580	6	----	----
<b>EA015: Total Dissolved Solids dried at 180 ± 5 °C</b>									
Total Dissolved Solids @180°C	----	10	mg/L	953	510	412	<10	----	----
<b>ED037P: Alkalinity by PC Titrator</b>									
Hydroxide Alkalinity as CaCO3	DMO-210-001	1	mg/L	<1	<1	<1	<1	----	----
Carbonate Alkalinity as CaCO3	3812-32-6	1	mg/L	<1	<1	<1	<1	----	----
Bicarbonate Alkalinity as CaCO3	71-52-3	1	mg/L	139	285	225	1	----	----
Total Alkalinity as CaCO3	----	1	mg/L	139	285	225	1	----	----
<b>ED041G: Sulfate (Turbidimetric) as SO4 2- by DA</b>									
Sulfate as SO4 - Turbidimetric	14808-79-8	1	mg/L	46	27	13	<1	----	----
<b>ED045G: Chloride by Discrete Analyser</b>									
Chloride	16887-00-6	1	mg/L	415	53	31	<1	----	----
<b>ED093F: Dissolved Major Cations</b>									
Calcium	7440-70-2	1	mg/L	16	36	37	<1	----	----
Magnesium	7439-95-4	1	mg/L	17	26	23	<1	----	----
Sodium	7440-23-5	1	mg/L	224	67	37	2	----	----
Potassium	7440-09-7	1	mg/L	48	35	37	<1	----	----
<b>EG020F: Dissolved Metals by ICP-MS</b>									
Aluminium	7429-90-5	0.01	mg/L	<0.01	<0.01	<0.01	<0.01	----	----
Antimony	7440-36-0	0.001	mg/L	<0.001	<0.001	<0.001	<0.001	----	----
Arsenic	7440-38-2	0.001	mg/L	<0.001	0.002	0.002	<0.001	----	----
Boron	7440-42-8	0.05	mg/L	0.46	0.30	0.20	<0.05	----	----
Barium	7440-39-3	0.001	mg/L	0.116	0.298	0.440	<0.001	----	----
Beryllium	7440-41-7	0.001	mg/L	<0.001	<0.001	<0.001	<0.001	----	----
Cadmium	7440-43-9	0.0001	mg/L	<0.0001	<0.0001	<0.0001	<0.0001	----	----
Cobalt	7440-48-4	0.001	mg/L	<0.001	<0.001	<0.001	<0.001	----	----
Chromium	7440-47-3	0.001	mg/L	0.032	0.003	<0.001	<0.001	----	----
Copper	7440-50-8	0.001	mg/L	<0.001	<0.001	<0.001	<0.001	----	----
Manganese	7439-96-5	0.001	mg/L	<0.001	0.002	<0.001	<0.001	----	----
Nickel	7440-02-0	0.001	mg/L	<0.001	0.002	<0.001	<0.001	----	----
Lead	7439-92-1	0.001	mg/L	<0.001	<0.001	<0.001	<0.001	----	----
Selenium	7782-49-2	0.01	mg/L	<0.01	<0.01	<0.01	<0.01	----	----



## Analytical Results

Sub-Matrix: WATER (Matrix: WATER)				Client sample ID	BF02	BF04	Strezza	Trip Blank	----
Client sampling date / time				14-Aug-2018 18:30	14-Aug-2018 14:00	14-Aug-2018 17:00	16-Aug-2018 09:45	----	
Compound	CAS Number	LOR	Unit	EP1809741-006	EP1809741-007	EP1809741-008	EP1809741-009	-----	
				Result	Result	Result	Result	----	
<b>EG020F: Dissolved Metals by ICP-MS - Continued</b>									
Vanadium	7440-62-2	0.01	mg/L	<0.01	0.02	0.02	<0.01	----	
Zinc	7440-66-6	0.005	mg/L	<0.005	<0.005	<0.005	<0.005	----	
Uranium	7440-61-1	0.001	mg/L	<0.001	0.002	0.002	<0.001	----	
<b>EG035F: Dissolved Mercury by FIMS</b>									
Mercury	7439-97-6	0.0001	mg/L	<0.0001	<0.0001	<0.0001	<0.0001	----	
<b>EK040P: Fluoride by PC Titrator</b>									
Fluoride	16984-48-8	0.1	mg/L	1.0	2.1	1.4	<0.1	----	
<b>EN055: Ionic Balance</b>									
Total Anions	----	0.01	meq/L	15.4	7.75	5.64	0.02	----	
Total Cations	----	0.01	meq/L	13.2	7.74	6.29	0.09	----	
Ionic Balance	----	0.01	%	7.94	0.04	5.48	----	----	
<b>EP074A: Monocyclic Aromatic Hydrocarbons</b>									
Benzene	71-43-2	1	µg/L	----	<1	<1	----	----	
Toluene	108-88-3	2	µg/L	----	<2	<2	----	----	
Ethylbenzene	100-41-4	2	µg/L	----	<2	<2	----	----	
meta- & para-Xylene	108-38-3 106-42-3	2	µg/L	----	<2	<2	----	----	
Styrene	100-42-5	5	µg/L	----	<5	<5	----	----	
ortho-Xylene	95-47-6	2	µg/L	----	<2	<2	----	----	
Isopropylbenzene	98-82-8	5	µg/L	----	<5	<5	----	----	
n-Propylbenzene	103-65-1	5	µg/L	----	<5	<5	----	----	
1,3,5-Trimethylbenzene	108-67-8	5	µg/L	----	<5	<5	----	----	
sec-Butylbenzene	135-98-8	5	µg/L	----	<5	<5	----	----	
1,2,4-Trimethylbenzene	95-63-6	5	µg/L	----	<5	<5	----	----	
tert-Butylbenzene	98-06-6	5	µg/L	----	<5	<5	----	----	
p-Isopropyltoluene	99-87-6	5	µg/L	----	<5	<5	----	----	
n-Butylbenzene	104-51-8	5	µg/L	----	<5	<5	----	----	
<b>EP074B: Oxygenated Compounds</b>									
Vinyl Acetate	108-05-4	50	µg/L	----	<50	<50	----	----	
2-Butanone (MEK)	78-93-3	50	µg/L	----	<50	<50	----	----	
4-Methyl-2-pentanone (MIBK)	108-10-1	50	µg/L	----	<50	<50	----	----	
2-Hexanone (MBK)	591-78-6	50	µg/L	----	<50	<50	----	----	
<b>EP074C: Sulfonated Compounds</b>									
Carbon disulfide	75-15-0	5	µg/L	----	<5	<5	----	----	
<b>EP074D: Fumigants</b>									



## Analytical Results

Sub-Matrix: WATER (Matrix: WATER)				Client sample ID	BF02	BF04	Strezza	Trip Blank	----
Client sampling date / time					14-Aug-2018 18:30	14-Aug-2018 14:00	14-Aug-2018 17:00	16-Aug-2018 09:45	----
Compound	CAS Number	LOR	Unit		EP1809741-006	EP1809741-007	EP1809741-008	EP1809741-009	-----
					Result	Result	Result	Result	----
<b>EP074D: Fumigants - Continued</b>									
2,2-Dichloropropane	594-20-7	5	µg/L		----	<5	<5	----	----
1,2-Dichloropropane	78-87-5	5	µg/L		----	<5	<5	----	----
cis-1,3-Dichloropropylene	10061-01-5	5	µg/L		----	<5	<5	----	----
trans-1,3-Dichloropropylene	10061-02-6	5	µg/L		----	<5	<5	----	----
1,2-Dibromoethane (EDB)	106-93-4	5	µg/L		----	<5	<5	----	----
<b>EP074E: Halogenated Aliphatic Compounds</b>									
Dichlorodifluoromethane	75-71-8	50	µg/L		----	<50	<50	----	----
Chloromethane	74-87-3	50	µg/L		----	<50	<50	----	----
Vinyl chloride	75-01-4	50	µg/L		----	<50	<50	----	----
Bromomethane	74-83-9	50	µg/L		----	<50	<50	----	----
Chloroethane	75-00-3	50	µg/L		----	<50	<50	----	----
Trichlorofluoromethane	75-69-4	50	µg/L		----	<50	<50	----	----
1,1-Dichloroethene	75-35-4	5	µg/L		----	<5	<5	----	----
Iodomethane	74-88-4	5	µg/L		----	<5	<5	----	----
trans-1,2-Dichloroethene	156-60-5	5	µg/L		----	<5	<5	----	----
1,1-Dichloroethane	75-34-3	5	µg/L		----	<5	<5	----	----
cis-1,2-Dichloroethene	156-59-2	5	µg/L		----	<5	<5	----	----
1,1,1-Trichloroethane	71-55-6	5	µg/L		----	<5	<5	----	----
1,1-Dichloropropylene	563-58-6	5	µg/L		----	<5	<5	----	----
Carbon Tetrachloride	56-23-5	5	µg/L		----	<5	<5	----	----
1,2-Dichloroethane	107-06-2	5	µg/L		----	<5	<5	----	----
Trichloroethene	79-01-6	5	µg/L		----	<5	<5	----	----
Dibromomethane	74-95-3	5	µg/L		----	<5	<5	----	----
1,1,2-Trichloroethane	79-00-5	5	µg/L		----	<5	<5	----	----
1,3-Dichloropropane	142-28-9	5	µg/L		----	<5	<5	----	----
Tetrachloroethene	127-18-4	5	µg/L		----	<5	<5	----	----
1,1,1,2-Tetrachloroethane	630-20-6	5	µg/L		----	<5	<5	----	----
trans-1,4-Dichloro-2-butene	110-57-6	5	µg/L		----	<5	<5	----	----
cis-1,4-Dichloro-2-butene	1476-11-5	5	µg/L		----	<5	<5	----	----
1,1,2,2-Tetrachloroethane	79-34-5	5	µg/L		----	<5	<5	----	----
1,2,3-Trichloropropane	96-18-4	5	µg/L		----	<5	<5	----	----
Pentachloroethane	76-01-7	5	µg/L		----	<5	<5	----	----
1,2-Dibromo-3-chloropropane	96-12-8	5	µg/L		----	<5	<5	----	----
Hexachlorobutadiene	87-68-3	5	µg/L		----	<5	<5	----	----



## Analytical Results

Sub-Matrix: WATER (Matrix: WATER)				Client sample ID	BF02	BF04	Strezza	Trip Blank	----
Client sampling date / time					14-Aug-2018 18:30	14-Aug-2018 14:00	14-Aug-2018 17:00	16-Aug-2018 09:45	----
Compound	CAS Number	LOR	Unit		EP1809741-006	EP1809741-007	EP1809741-008	EP1809741-009	-----
					Result	Result	Result	Result	----
<b>EP074F: Halogenated Aromatic Compounds</b>									
Chlorobenzene	108-90-7	5	µg/L		----	<5	<5	----	----
Bromobenzene	108-86-1	5	µg/L		----	<5	<5	----	----
2-Chlorotoluene	95-49-8	5	µg/L		----	<5	<5	----	----
4-Chlorotoluene	106-43-4	5	µg/L		----	<5	<5	----	----
1,3-Dichlorobenzene	541-73-1	5	µg/L		----	<5	<5	----	----
1,4-Dichlorobenzene	106-46-7	5	µg/L		----	<5	<5	----	----
1,2-Dichlorobenzene	95-50-1	5	µg/L		----	<5	<5	----	----
1,2,4-Trichlorobenzene	120-82-1	5	µg/L		----	<5	<5	----	----
1,2,3-Trichlorobenzene	87-61-6	5	µg/L		----	<5	<5	----	----
<b>EP074G: Trihalomethanes</b>									
Chloroform	67-66-3	5	µg/L		----	<5	<5	----	----
Bromodichloromethane	75-27-4	5	µg/L		----	<5	<5	----	----
Dibromochloromethane	124-48-1	5	µg/L		----	<5	<5	----	----
Bromoform	75-25-2	5	µg/L		----	<5	<5	----	----
<b>EP074H: Naphthalene</b>									
Naphthalene	91-20-3	5	µg/L		----	<5	<5	----	----
<b>EP080/071: Total Petroleum Hydrocarbons</b>									
C6 - C9 Fraction		20	µg/L		----	<20	<20	----	----
C10 - C14 Fraction		50	µg/L		----	<50	<50	----	----
C15 - C28 Fraction		100	µg/L		----	<100	<100	----	----
C29 - C36 Fraction		50	µg/L		----	<50	<50	----	----
^ C10 - C36 Fraction (sum)		50	µg/L		----	<50	<50	----	----
<b>EP080/071: Total Recoverable Hydrocarbons - NEPM 2013 Fractions</b>									
C6 - C10 Fraction	C6_C10	20	µg/L		----	<20	<20	----	----
^ C6 - C10 Fraction minus BTEX (F1)	C6_C10-BTEX	20	µg/L		----	<20	<20	----	----
>C10 - C16 Fraction		100	µg/L		----	<100	<100	----	----
>C16 - C34 Fraction		100	µg/L		----	<100	<100	----	----
>C34 - C40 Fraction		100	µg/L		----	<100	<100	----	----
^ >C10 - C40 Fraction (sum)		100	µg/L		----	<100	<100	----	----
^ >C10 - C16 Fraction minus Naphthalene (F2)		100	µg/L		----	<100	<100	----	----
<b>EP080: BTEXN</b>									
Benzene	71-43-2	1	µg/L		----	<1	<1	----	----



## Analytical Results

Sub-Matrix: WATER (Matrix: WATER)				Client sample ID	BF02	BF04	Strezza	Trip Blank	----
Client sampling date / time				14-Aug-2018 18:30	14-Aug-2018 14:00	14-Aug-2018 17:00	16-Aug-2018 09:45	----	----
Compound	CAS Number	LOR	Unit	EP1809741-006	EP1809741-007	EP1809741-008	EP1809741-009	-----	-----
				Result	Result	Result	Result	----	----
<b>EP080: BTEXN - Continued</b>									
Toluene	108-88-3	2	µg/L	----	<2	<2	----	----	----
Ethylbenzene	100-41-4	2	µg/L	----	<2	<2	----	----	----
meta- & para-Xylene	108-38-3 106-42-3	2	µg/L	----	<2	<2	----	----	----
ortho-Xylene	95-47-6	2	µg/L	----	<2	<2	----	----	----
^ Total Xylenes	----	2	µg/L	----	<2	<2	----	----	----
^ Sum of BTEX	----	1	µg/L	----	<1	<1	----	----	----
Naphthalene	91-20-3	5	µg/L	----	<5	<5	----	----	----
<b>EP074S: VOC Surrogates</b>									
1,2-Dichloroethane-D4	17060-07-0	5	%	----	101	129	----	----	----
Toluene-D8	2037-26-5	5	%	----	115	101	----	----	----
4-Bromofluorobenzene	460-00-4	5	%	----	67.6	86.4	----	----	----
<b>EP080S: TPH(V)/BTEX Surrogates</b>									
1,2-Dichloroethane-D4	17060-07-0	2	%	----	93.6	87.8	----	----	----
Toluene-D8	2037-26-5	2	%	----	103	103	----	----	----
4-Bromofluorobenzene	460-00-4	2	%	----	99.7	100	----	----	----



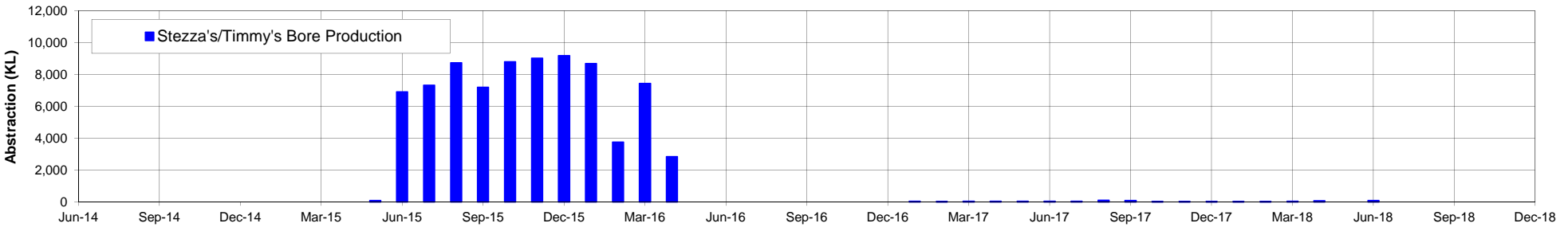
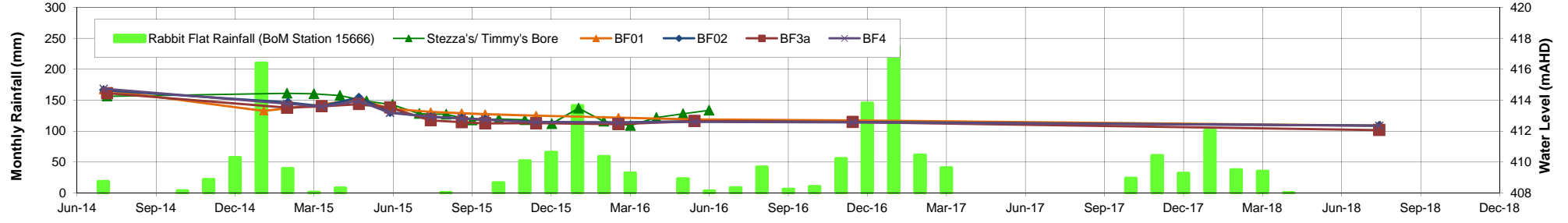
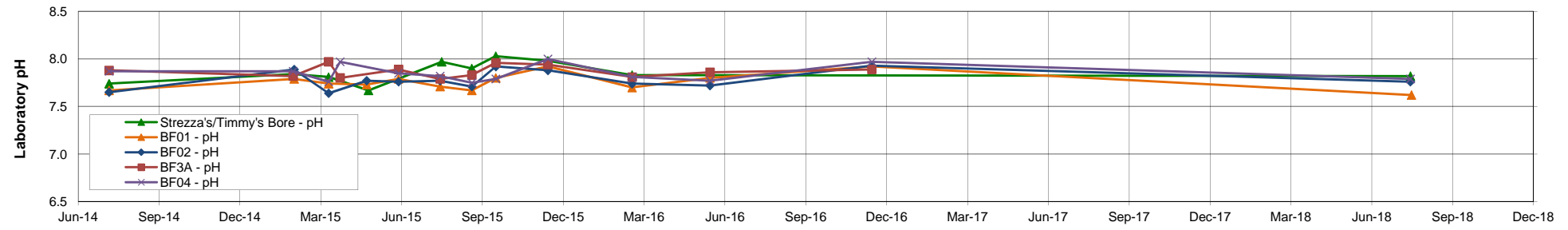
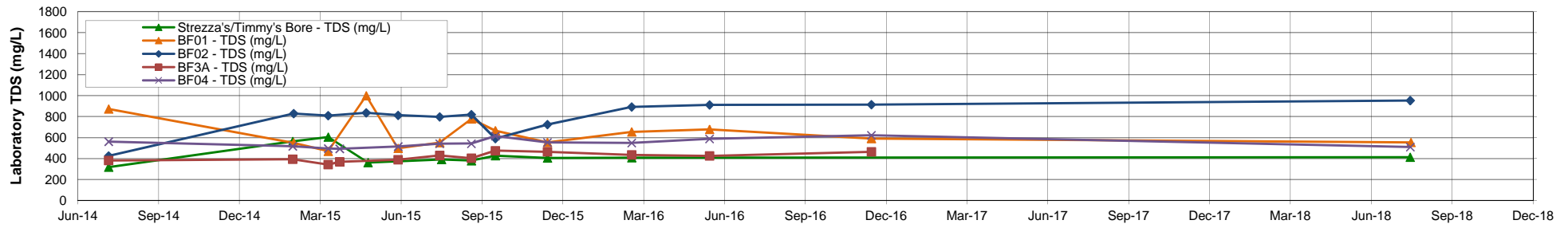
## Surrogate Control Limits

Sub-Matrix: WATER		Recovery Limits (%)	
Compound	CAS Number	Low	High
<b>EP074S: VOC Surrogates</b>			
1,2-Dichloroethane-D4	17060-07-0	62	134
Toluene-D8	2037-26-5	75	124
4-Bromofluorobenzene	460-00-4	64	119
<b>EP080S: TPH(V)/BTEX Surrogates</b>			
1,2-Dichloroethane-D4	17060-07-0	61	141
Toluene-D8	2037-26-5	73	126
4-Bromofluorobenzene	460-00-4	60	125



## **APPENDIX B**

### **Bore Hydrographs**

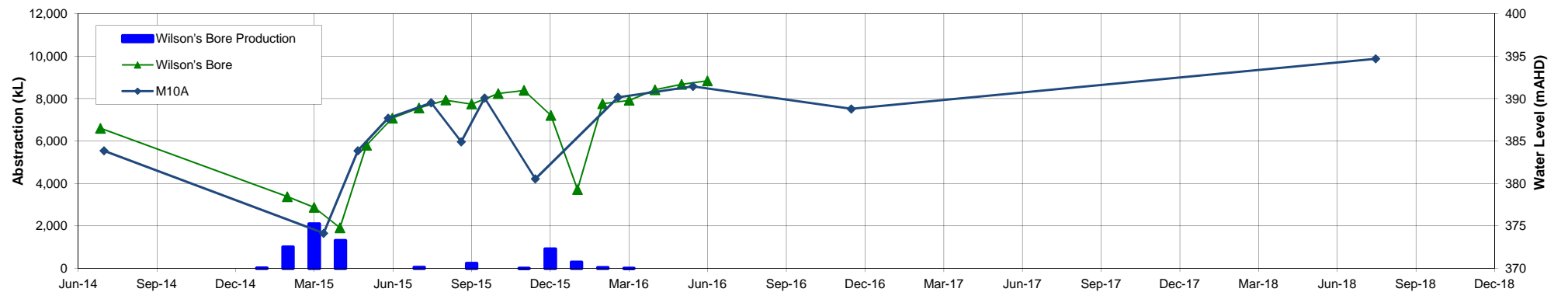
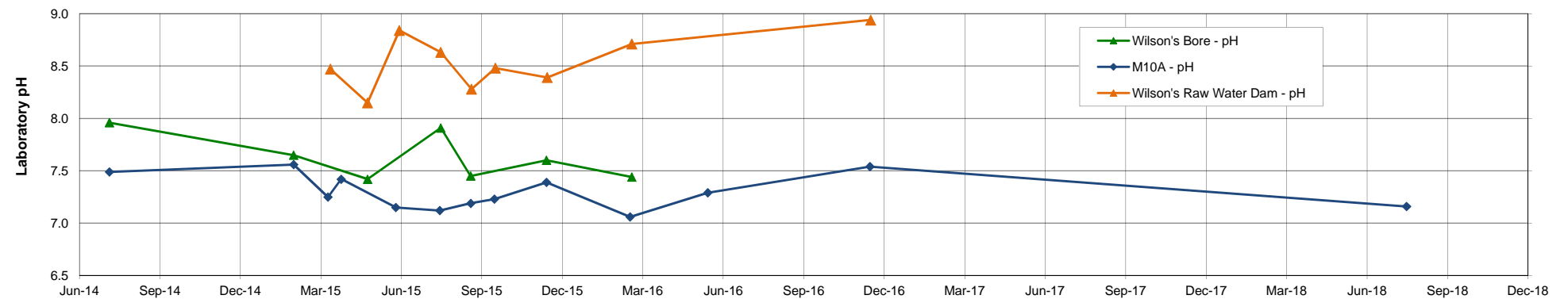
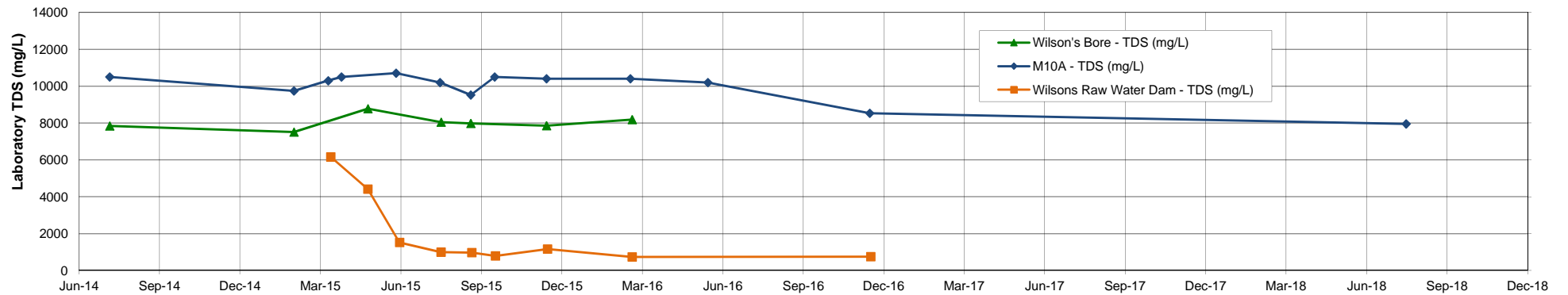


CLIENT: **Prodigy Gold NL**  
 PROJECT: **Twin Bonanza Gold Project**



PROJECT: AB0101-05  
 DATE: 25-Sep-18

TITLE: **Bore Hydrograph  
 Strezza's/Timmy's Bore**  
 FIGURE: **B1**

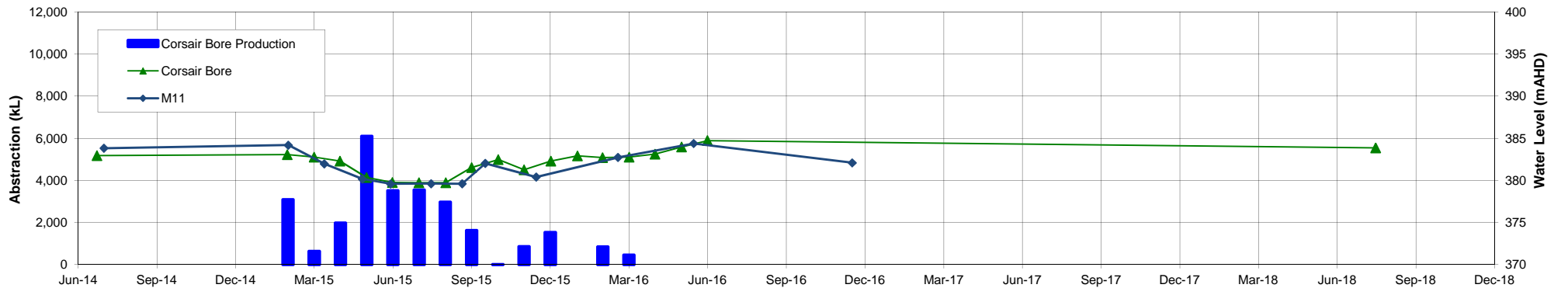
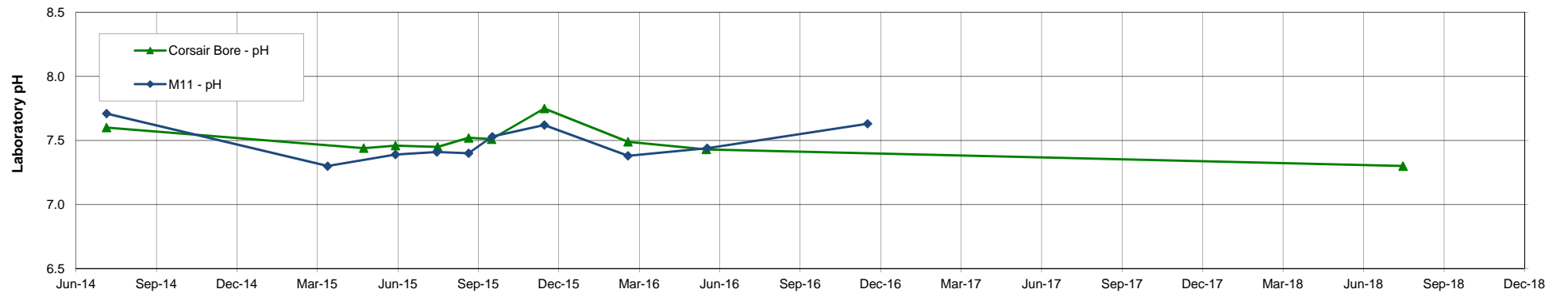
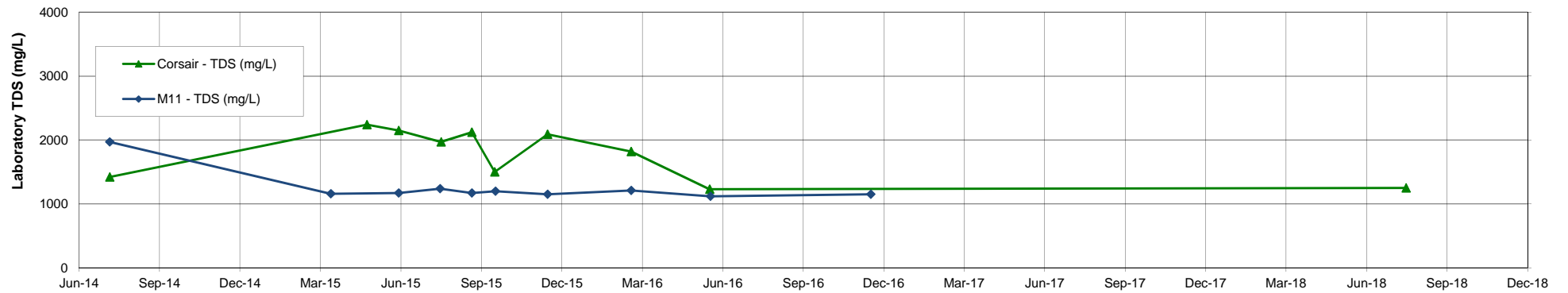


CLIENT: **Prodigy Gold NL**  
 PROJECT: **Twin Bonanza Gold Project**



PROJECT: AB0101-05  
 DATE: 25-Sep-18

TITLE: **Bore Hydrograph  
 Wilson's Bore**  
 FIGURE: **B2**

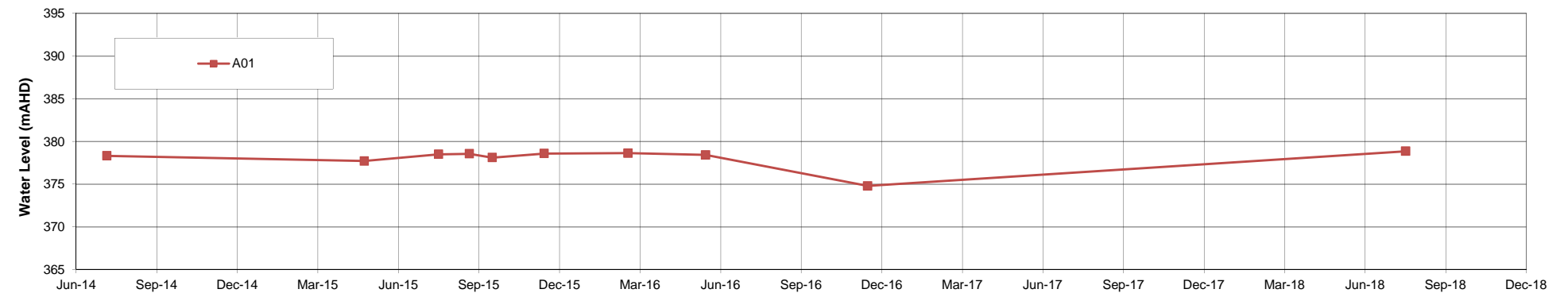
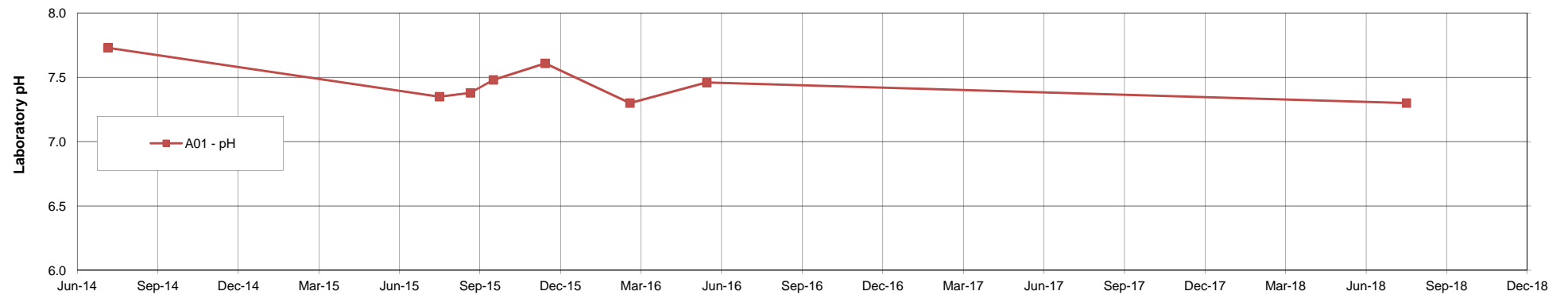
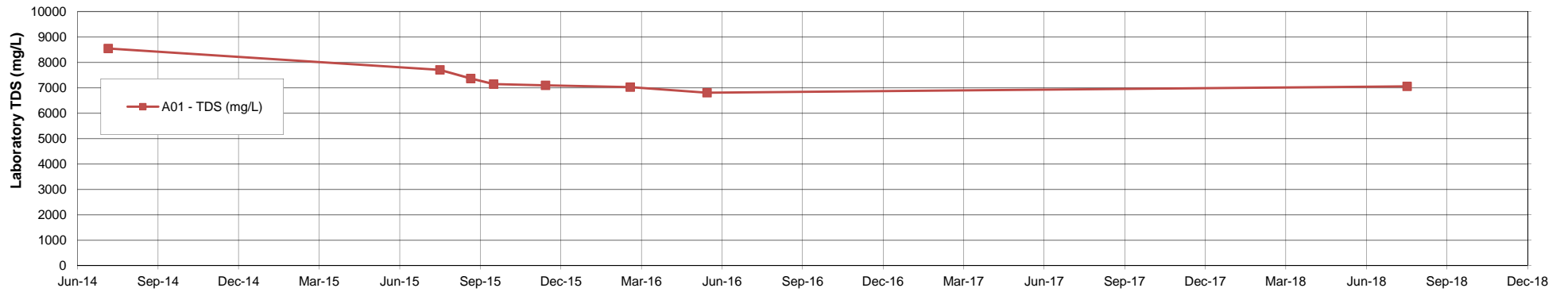


CLIENT: **Prodigy Gold NL**  
 PROJECT: **Twin Bonanza Gold Project**



PROJECT: AB0101-05  
 DATE: 25-Sep-18

TITLE: **Bore Hydrograph  
 Corsair Bore  
 B3**



CLIENT: **Prodigy Gold NL**  
 PROJECT: **Twin Bonanza Gold Project**



PROJECT: AB0101-05  
 DATE: 25-Sep-18

TITLE: **Bore Hydrograph**  
**A01**  
 FIGURE: **B4**