APPENDIX 6

EM PROFILES
EM ANOMALIES

Line 1100E
ANOMALY 6 EL2505-EL2516
for
AFMEX

Field Job 443
ZONGE ZPLOT 7.27
File 1100E.Z, Plotted 14 Sep 99

TRANSIENT EM SURVEY DATA
Window MAGNITUDE

values in microV/ampere
Component: Hz, Rxna: 1000.0

SURVEY LINE DATA
Line Orient= North

Survey Date= AUG 1999

Window NUMBER and TIME (seconds)

W 1: 1.630u	W11: 32.09u	W21: 304.0u	W31: 3.025m
W 2: 3.540u	W12: 39.59u	W22: 382.5u	
W 3: 5.440u	W13: 50.03u	W23: 482.1u	
W 4: 7.350u	W14: 62.40u	W24: 605.3u	
W 5: 9.260u*	W15: 77.54u*	W25: 760.6u*	
W 6: 11.17u	W16: 96.52u	W26: 957.6u	
W 7: 13.99u	W17: 121.1u	W27: 1.205m	
W 8: 17.81u	W18: 153.3u	W28: 1.517m	
W 9: 21.63u	W19: 193.1u	W29: 1.910m	
W10: 26.35u*	W20: 242.4u*	W30: 2.403m*	

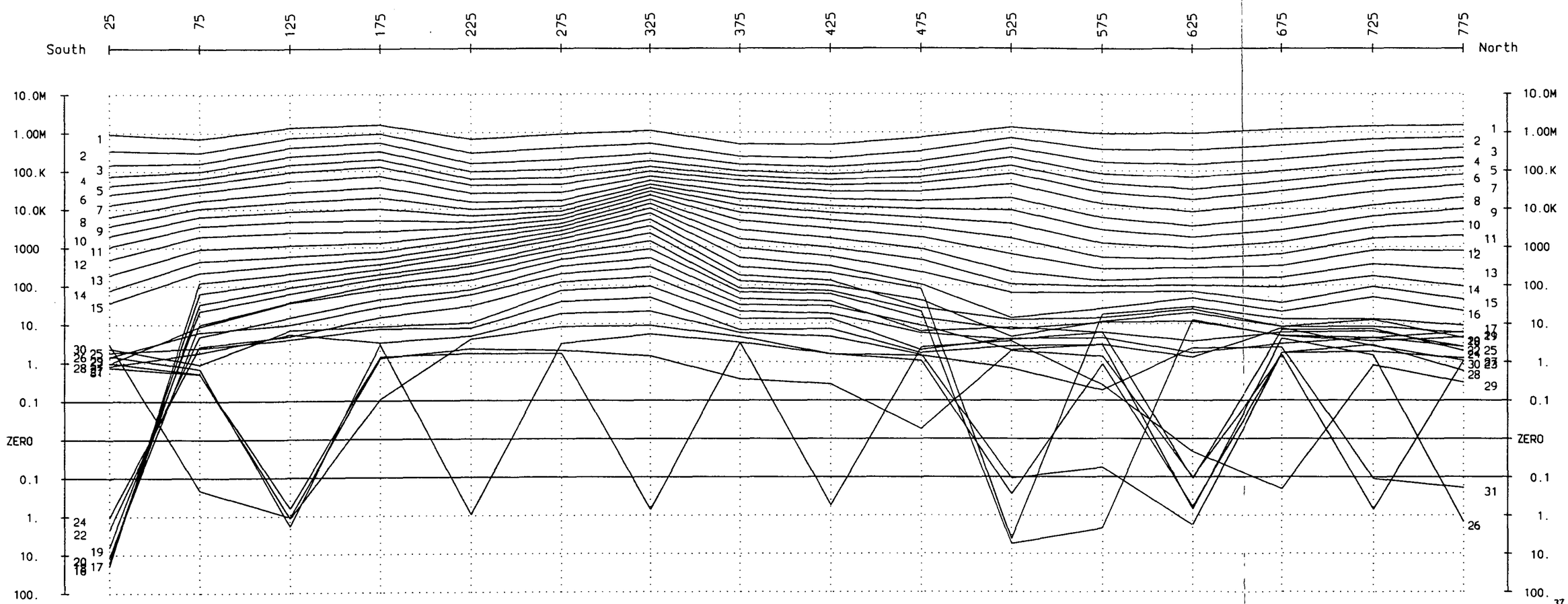

CR1999-0489

Line 1200E
ANOMALY 6 EL2505-EL2516
for
AFMEX

Field Job 443
ZONGE ZPLOT 7.27
File 1200E.Z, Plotted 14 Sep 99

TRANSIENT EM SURVEY DATA
Window MAGNITUDE

values in microV/ampere
Component: Hz, Rxna: 1000.0

SURVEY LINE DATA
Line Orient= North

Survey Date= AUG 1999

Window NUMBER and TIME (seconds)

W 1: 1.630u	W11: 32.09u	W21: 304.0u	W31: 3.025m
W 2: 3.540u	W12: 39.59u	W22: 382.5u	
W 3: 5.440u	W13: 50.03u	W23: 482.1u	
W 4: 7.350u	W14: 62.40u	W24: 605.3u	
W 5: 9.260u*	W15: 77.54u*	W25: 760.6u*	
W 6: 11.17u	W16: 96.52u	W26: 957.6u	
W 7: 13.99u	W17: 121.1u	W27: 1.205m	
W 8: 17.81u	W18: 153.3u	W28: 1.517m	
W 9: 21.63u	W19: 193.1u	W29: 1.910m	
W10: 26.35u*	W20: 242.4u*	W30: 2.403m*	

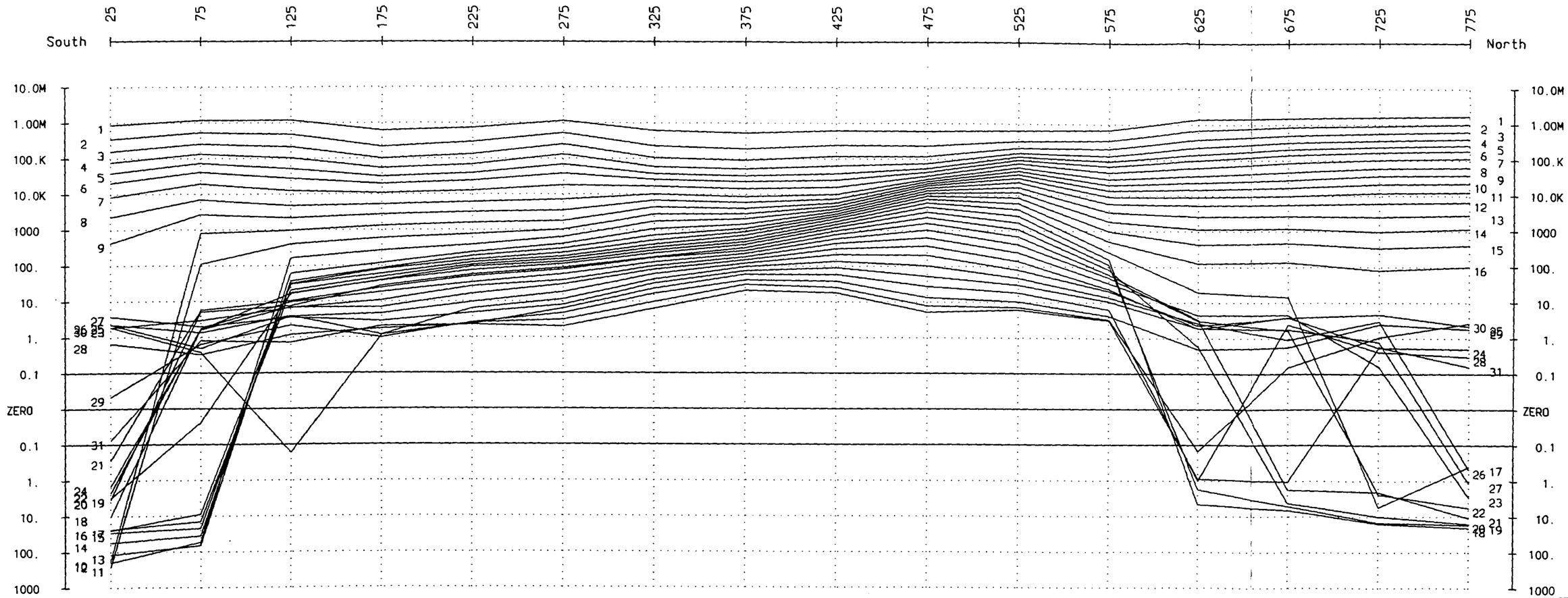

CR 1999-0489

Line 1300E
ANOMALY 6 EL2505-EL2516
for
AFMEX

Field Job 443
ZONGE ZPLOT 7.27
File 1300E.Z, Plotted 14 Sep 99

TRANSIENT EM SURVEY DATA
Window MAGNITUDE

values in microV/ampere
Component: Hz, Rxna: 1000.0

SURVEY LINE DATA
Line Orient= North

Survey Date= AUG 1999

Window NUMBER and TIME (seconds)

W 1:	1.630u	W11:	32.09u	W21:	304.0u	W31:	3.025m
W 2:	3.540u	W12:	39.59u	W22:	382.5u		
W 3:	5.440u	W13:	50.03u	W23:	482.1u		
W 4:	7.350u	W14:	62.40u	W24:	605.3u		
W 5:	9.260u*	W15:	77.54u*	W25:	760.6u*		
W 6:	11.17u	W16:	96.52u	W26:	957.6u		
W 7:	13.99u	W17:	121.1u	W27:	1.205m		
W 8:	17.81u	W18:	153.3u	W28:	1.517m		
W 9:	21.63u	W19:	193.1u	W29:	1.910m		
W10:	26.35u*	W20:	242.4u*	W30:	2.403m*		

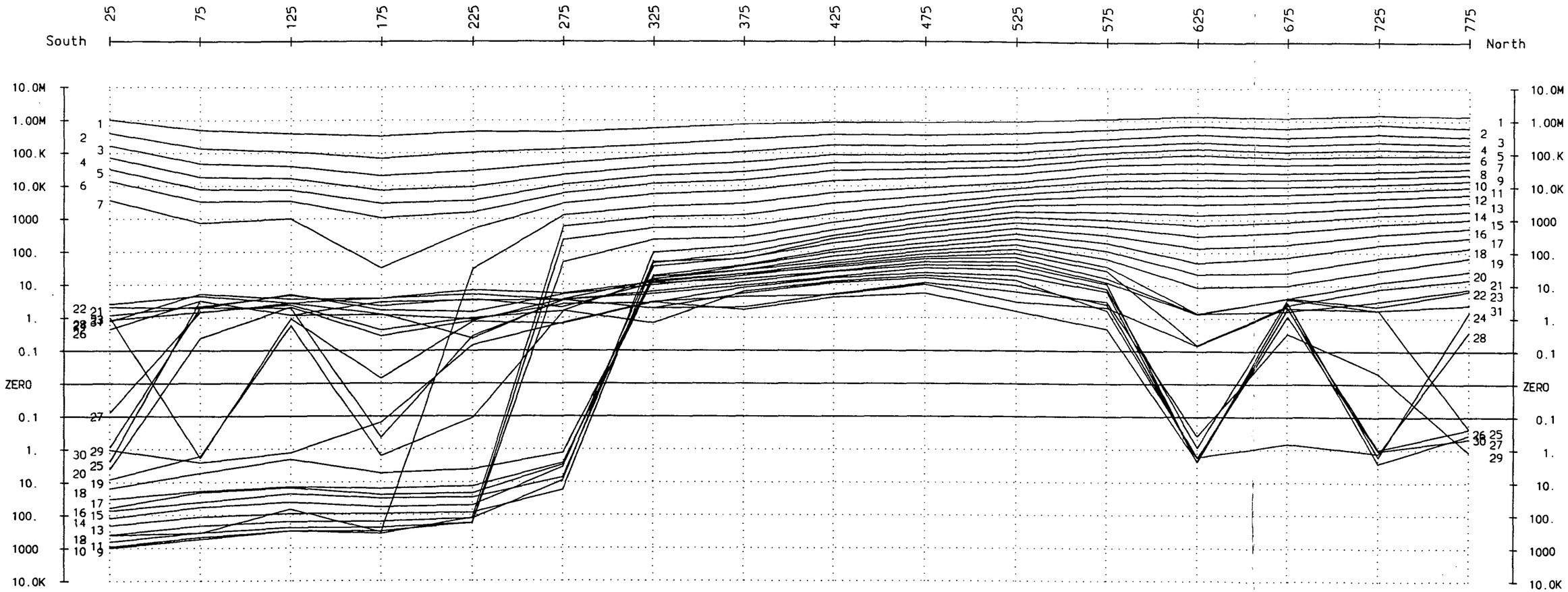

CR1999_0489

Line 1200E
ANOMALY 11,12 EL2516
for
AFMEX

Field Job 443
ZONGE ZPLOT 7.27
File 1200E.Z, Plotted 14 Sep 99

cp

TRANSIENT EM SURVEY DATA
Window MAGNITUDE

values in microV/ampere
Component: Hz, Rxna: 1000.0

SURVEY LINE DATA
Line Orient= North

Survey Date= JUL 1999

Window NUMBER and TIME (seconds)

W 1: 1.630u	W11: 32.09u	W21: 304.0u	W31: 3.025m
W 2: 3.540u	W12: 39.59u	W22: 382.5u	
W 3: 5.440u	W13: 50.03u	W23: 482.1u	
W 4: 7.350u	W14: 62.40u	W24: 605.3u	
W 5: 9.260u*	W15: 77.54u*	W25: 760.6u*	
W 6: 11.17u	W16: 96.52u	W26: 957.6u	
W 7: 13.99u	W17: 121.1u	W27: 1.205m	
W 8: 17.81u	W18: 153.3u	W28: 1.517m	
W 9: 21.63u	W19: 193.1u	W29: 1.910m	
W10: 26.35u*	W20: 242.4u*	W30: 2.403m*	

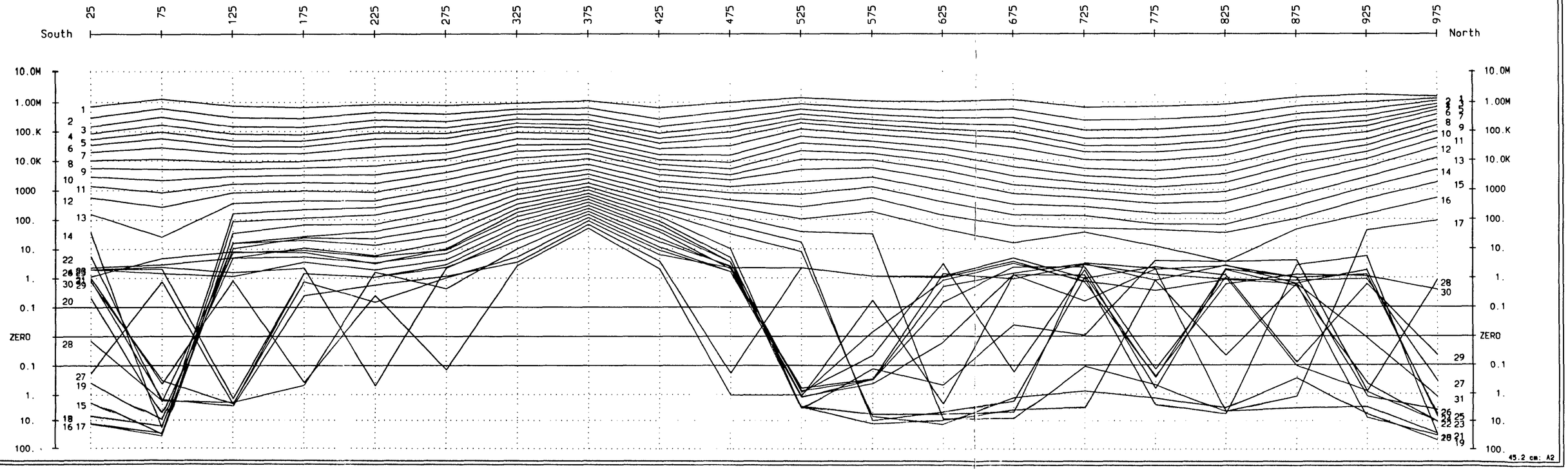

CR1999_0489

Line 1400E
ANOMALY 11,12 EL2516
for
AFMEX

Field Job 443
ZONGE ZPLOT 7.27
File 1400E.Z, Plotted 14 Sep 99

TRANSIENT EM SURVEY DATA
Window MAGNITUDE

values in microV/ampere
Component: Hz, Rxna: 1000.0

SURVEY LINE DATA
Line Orient= North

Survey Date= AUG 1999

Window NUMBER and TIME (seconds)

W 1: 1.630u	W11: 32.09u	W21: 304.0u	W31: 3.025m
W 2: 3.540u	W12: 39.59u	W22: 382.5u	
W 3: 5.440u	W13: 50.01u	W23: 489.1u	
W 4: 7.350u	W14: 62.40u	W24: 605.3u	
W 5: 9.260u*	W15: 77.54u*	W25: 760.6u*	
W 6: 11.17u	W16: 96.52u	W26: 957.6u	
W 7: 13.99u	W17: 121.1u	W27: 1.205m	
W 8: 17.81u	W18: 153.3u	W28: 1.517m	
W 9: 21.63u	W19: 193.1u	W29: 1.910m	
W10: 26.35u*	W20: 242.4u*	W30: 2.403m*	

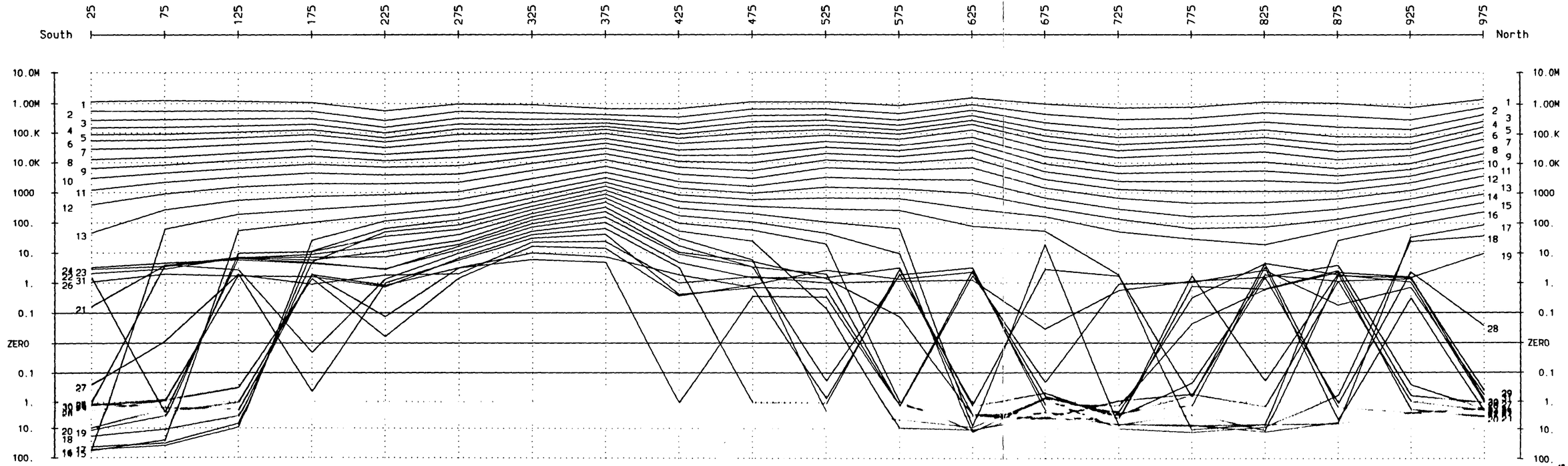

CR 1999-0489

Line 1600E
ANOMALY 11,12 EL2516
for
AFMEX

Field Job 443
ZONGE ZPLOT 7.27
File 1600E.Z, Plotted 14 Sep 99

TRANSIENT EM SURVEY DATA
Window MAGNITUDE

values in microV/ampere
Component: Hz, Rxna: 1000.0

SURVEY LINE DATA
Line Orient= North

Survey Date= AUG 1999

Window NUMBER and TIME (seconds)

W 1: 1.630u	W11: 32.09u	W21: 304.0u	W31: 3.025m
W 2: 3.540u	W12: 39.59u	W22: 382.5u	
W 3: 5.440u	W13: 50.03u	W23: 482.1u	
W 4: 7.350u	W14: 62.40u	W24: 605.3u	
W 5: 9.260u*	W15: 77.54u*	W25: 760.6u*	
W 6: 11.17u	W16: 96.52u	W26: 957.6u	
W 7: 13.99u	W17: 121.1u	W27: 1.205m	
W 8: 17.81u	W18: 153.3u	W28: 1.517m	
W 9: 21.63u	W19: 193.1u	W29: 1.910m	
W10: 26.35u*	W20: 242.4u*	W30: 2.403m*	

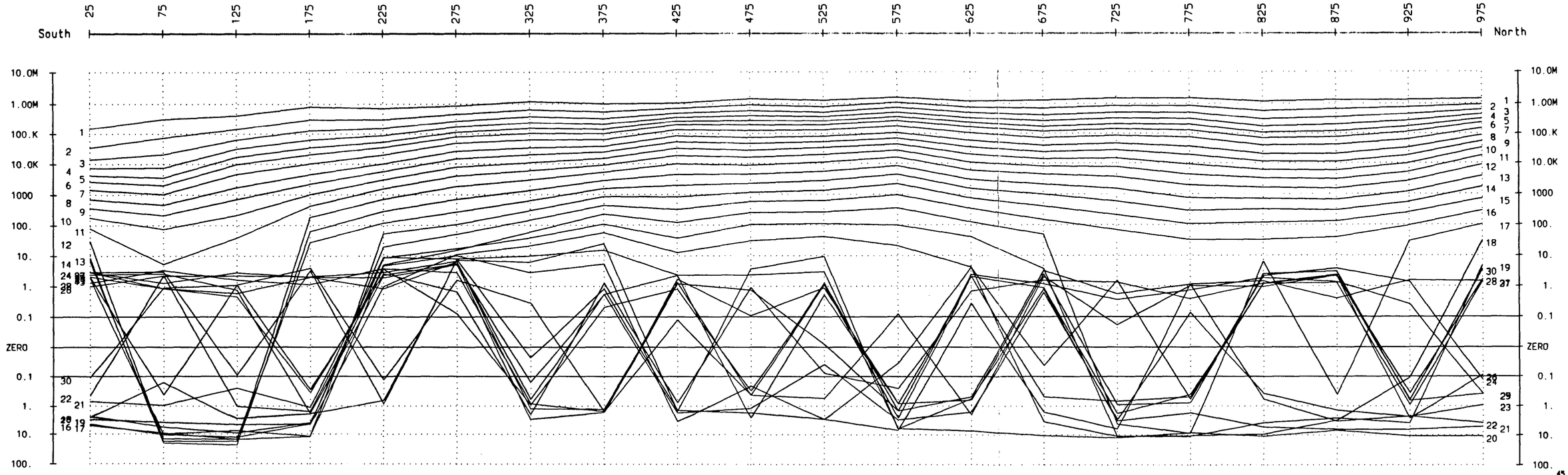

CR1999-0489

Line 1800E
ANOMALY 11,12 EL2516
for
AFMEX

Field Job 443
ZONGE ZPLOT 7.27
File 1800E.Z, Plotted 14 Sep 99

TRANSIENT EM SURVEY DATA
Window MAGNITUDE

values in microV/ampere
Component: Hz, Rxna: 1000.0

SURVEY LINE DATA
Line Orient= North

Survey Date= AUG 1999

Window NUMBER and TIME (seconds)

W 1: 1.630u	W11: 32.09u	W21: 304.0u	W31: 3.025m
W 2: 3.540u	W12: 39.59u	W22: 382.5u	
W 3: 5.440u	W13: 50.03u	W23: 482.1u	
W 4: 7.350u	W14: 62.40u	W24: 605.3u	
W 5: 9.260u*	W15: 77.54u*	W25: 760.6u*	
W 6: 11.17u	W16: 96.52u	W26: 957.6u	
W 7: 13.99u	W17: 121.1u	W27: 1.205m	
W 8: 17.81u	W18: 153.3u	W28: 1.517m	
W 9: 21.63u	W19: 193.1u	W29: 1.910m	
W10: 26.35u*	W20: 242.4u*	W30: 2.403m*	

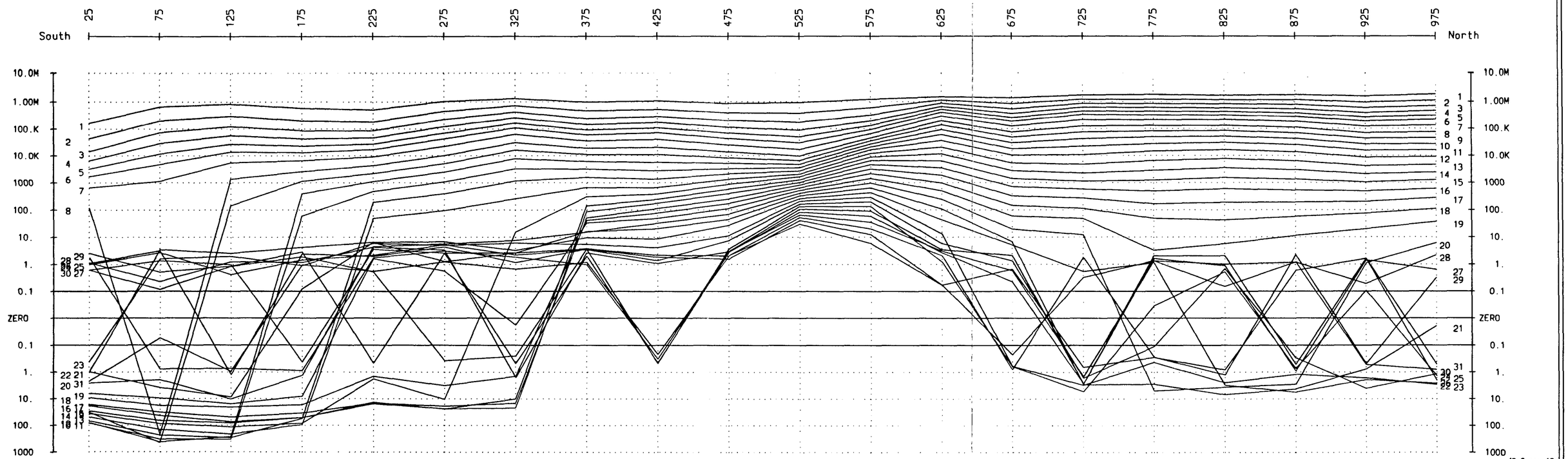

CR 1999-0489

Line 2000E
ANOMALY 11,12 EL2516
for
AFMEX

Field Job 443
ZONGE ZPLOT 7.27
File 2000E.Z, Plotted 14 Sep 99

TRANSIENT EM SURVEY DATA
Window MAGNITUDE

values in microV/ampere
Component: Hz, Rxna: 1000.0

SURVEY LINE DATA
Line Orient= North

Survey Date= JUL 1999

Window NUMBER and TIME (seconds)

W 1: 1.630u	W11: 32.09u	W21: 304.0u	W31: 3.025m
W 2: 3.540u	W12: 39.59u	W22: 382.5u	
W 3: 5.440u	W13: 50.03u	W23: 482.1u	
W 4: 7.350u	W14: 62.40u	W24: 605.3u	
W 5: 9.260u*	W15: 77.54u*	W25: 760.6u*	
W 6: 11.17u	W16: 96.52u	W26: 957.6u	
W 7: 13.99u	W17: 121.1u	W27: 1.205m	
W 8: 17.81u	W18: 153.3u	W28: 1.517m	
W 9: 21.63u	W19: 193.1u	W29: 1.910m	
W10: 26.19u*	W20: 242.4u*	W30: 2.401m*	

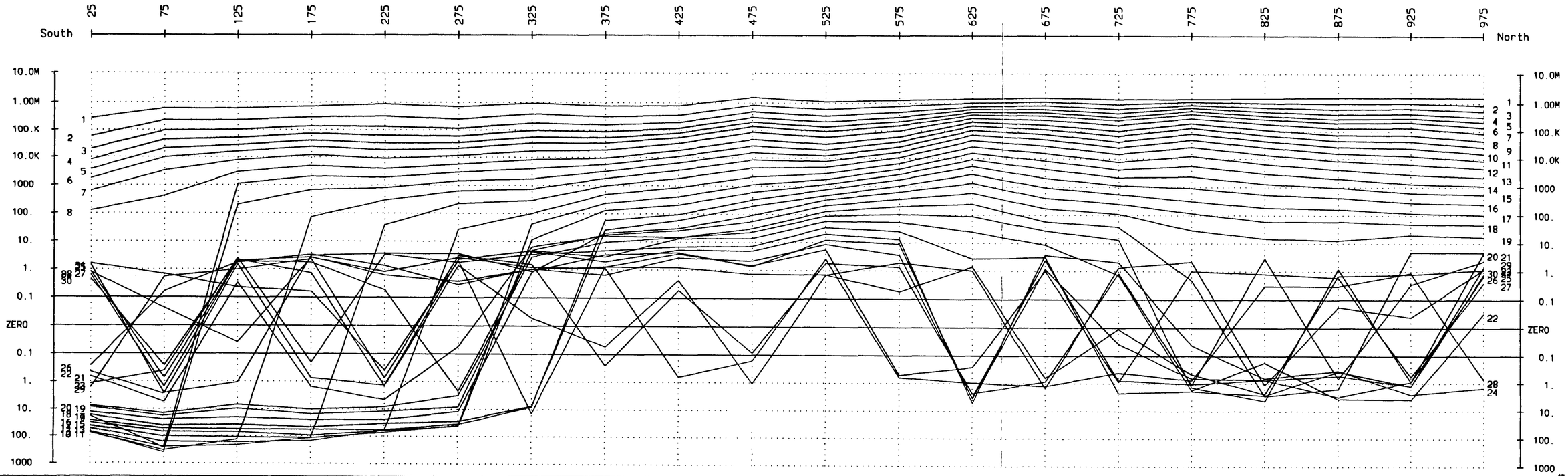

CR1999_0489

Line 400N
ANOMALY 15,16 EL2516
for
AFMEX

Field Job 443
ZONGE ZPLOT 7.27
File 400N.Z, Plotted 13 Sep 99

TRANSIENT EM SURVEY DATA
Window MAGNITUDE

values in microV/ampere
Component: Hz, Rxna: 1000.0

SURVEY LINE DATA
Line Orient= East

Survey Date= AUG 1999

Window NUMBER and TIME (seconds)

W 1: 1.630u	W11: 32.09u	W21: 304.0u	W31: 3.025m
W 2: 3.540u	W12: 39.59u	W22: 382.5u	
W 3: 5.440u	W13: 50.03u	W23: 482.1u	
W 4: 7.350u	W14: 62.40u	W24: 605.3u	
W 5: 9.260u*	W15: 77.54u*	W25: 760.6u*	
W 6: 11.17u	W16: 96.52u	W26: 957.6u	
W 7: 13.09u	W17: 121.1u	W27: 1.205m	
W 8: 17.81u	W18: 151.3u	W28: 1.517m	
W 9: 21.63u	W19: 193.1u	W29: 1.910m	
W10: 26.35u*	W20: 242.4u*	W30: 2.403m*	

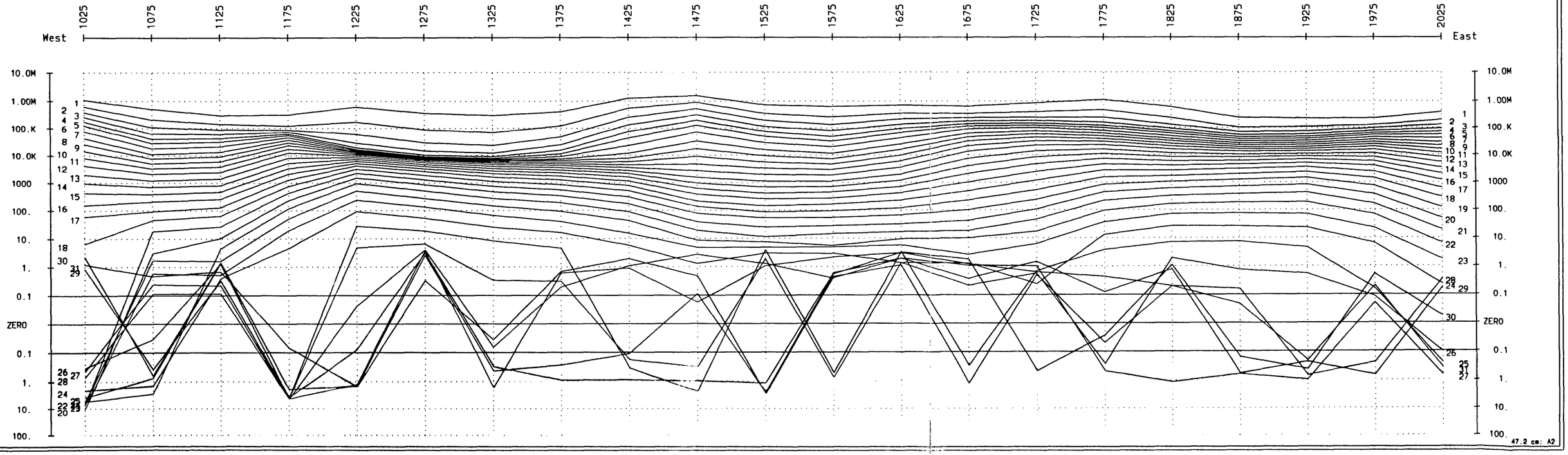

CR 1999-0489

Line 1000E
ANOMALY 15,16 EL2516
for
AFMEX

Field Job 443
ZONGE ZPLOT 7.27
File 1000E.Z, Plotted 10 Sep 99

TRANSIENT EM SURVEY DATA
Window MAGNITUDE

values in microV/ampere
Component: Hz, Rxna: 1000.0

SURVEY LINE DATA
Line Orient= North

Survey Date= AUG 1999

Window NUMBER and TIME (seconds)

W 1: 1.630u	W11: 32.09u	W21: 304.0u	W31: 3.025m
W 2: 3.540u	W12: 39.59u	W22: 382.5u	
W 3: 5.440u	W13: 50.03u	W23: 482.1u	
W 4: 7.350u	W14: 62.40u	W24: 605.3u	
W 5: 9.260u*	W15: 77.54u*	W25: 760.6u*	
W 6: 11.17u	W16: 96.52u	W26: 957.6u	
W 7: 13.99u	W17: 121.1u	W27: 1.205m	
W 8: 17.81u	W18: 153.3u	W28: 1.517m	
W 9: 21.63u	W19: 193.1u	W29: 1.910m	
W10: 26.35u*	W20: 242.4u*	W30: 2.403m*	

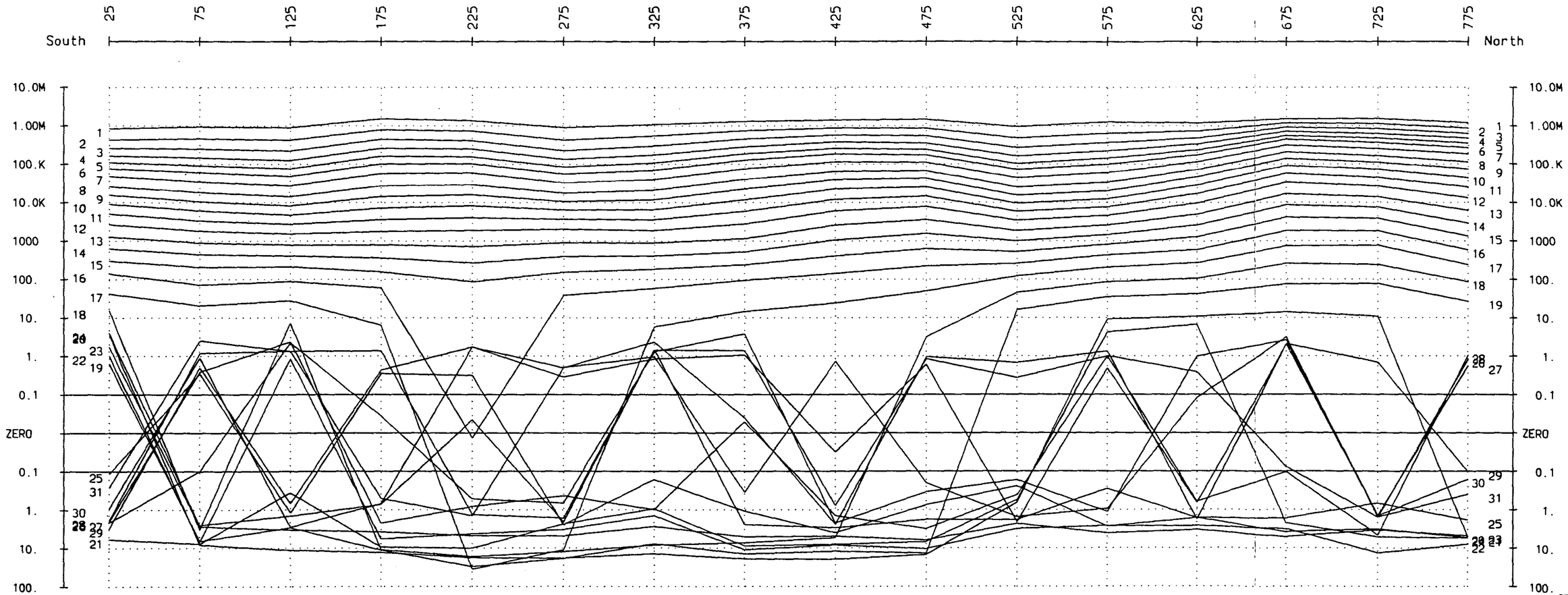

CR 19999-04889

Line 1200E
ANOMALY 15,16 EL2516
for
AFMEX

Field Job 443
ZONGE ZPLOT 7.27
File 1200E.Z, Plotted 13 Sep 99

cp

TRANSIENT EM SURVEY DATA
Window MAGNITUDE

values in microV/ampere
Component: Hz, Rxna: 1000.0

SURVEY LINE DATA
Line Orient= North

Survey Date= AUG 1999

Window NUMBER and TIME (seconds)

W 1: 1.630u	W11: 32.09u	W21: 304.0u	W31: 3.025m
W 2: 3.540u	W12: 39.59u	W22: 382.5u	
W 3: 5.440u	W13: 50.03u	W23: 482.1u	
W 4: 7.350u	W14: 62.40u	W24: 605.3u	
W 5: 9.260u*	W15: 77.54u*	W25: 760.6u*	
W 6: 11.17u	W16: 96.52u	W26: 957.6u	
W 7: 13.99u	W17: 121.1u	W27: 1.205m	
W 8: 17.81u	W18: 153.3u	W28: 1.517m	
W 9: 21.63u	W19: 193.1u	W29: 1.910m	
W10: 26.35u*	W20: 242.4u*	W30: 2.403m*	

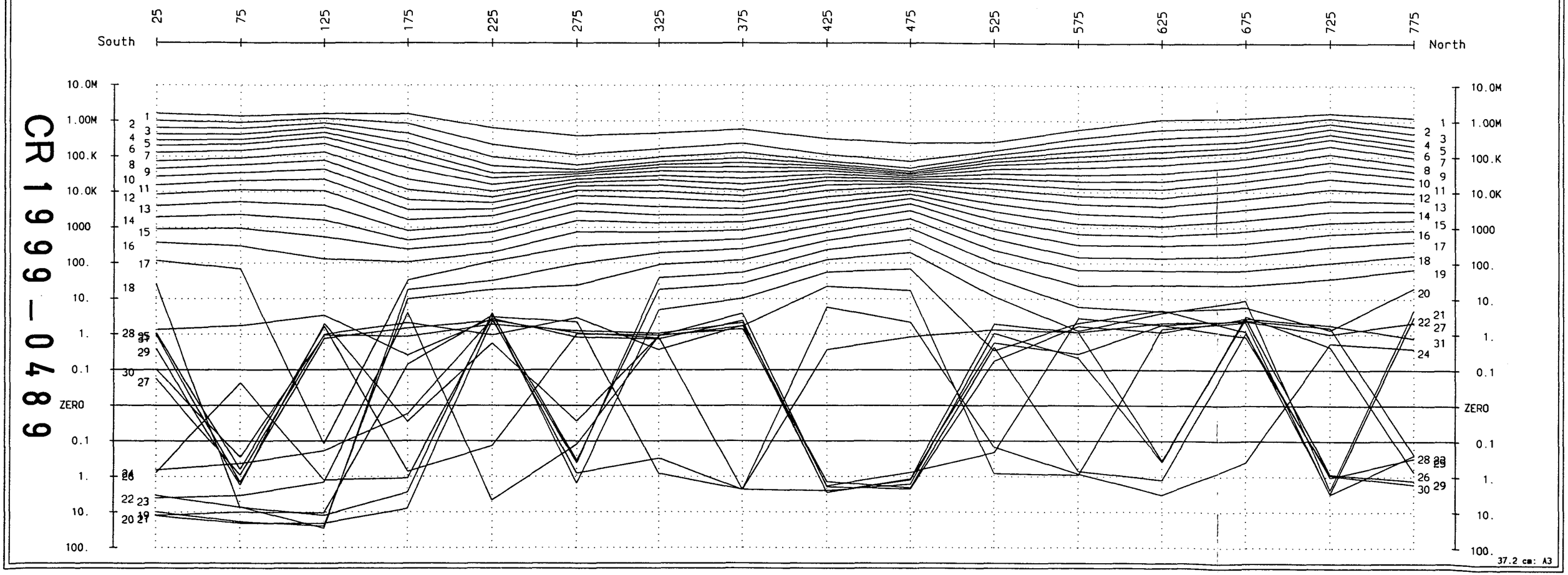

CR 19999-04889

Line 1400E
ANOMALY 15,16 EL2516
for
AFMEX

Field Job 443
ZONGE ZPLOT 7.27
File 1400E.Z, Plotted 13 Sep 99

TRANSIENT EM SURVEY DATA
Window MAGNITUDE

values in microV/ampere
Component: Hz, Rxna: 1000.0

SURVEY LINE DATA
Line Orient= North

Survey Date= AUG 1999

Window NUMBER and TIME (seconds)

W 1: 1.630u	W11: 32.09u	W21: 304.0u	W31: 3.025m
W 2: 3.540u	W12: 39.59u	W22: 382.5u	
W 3: 5.440u	W13: 50.03u	W23: 482.1u	
W 4: 7.350u	W14: 62.40u	W24: 605.3u	
W 5: 9.260u*	W15: 77.54u*	W25: 760.6u*	
W 6: 11.17u	W16: 96.52u	W26: 957.6u	
W 7: 13.99u	W17: 121.1u	W27: 1.205m	
W 8: 17.81u	W18: 153.3u	W28: 1.517m	
W 9: 21.63u	W19: 193.1u	W29: 1.910m	
W10: 26.35u*	W20: 242.4u*	W30: 2.403m*	

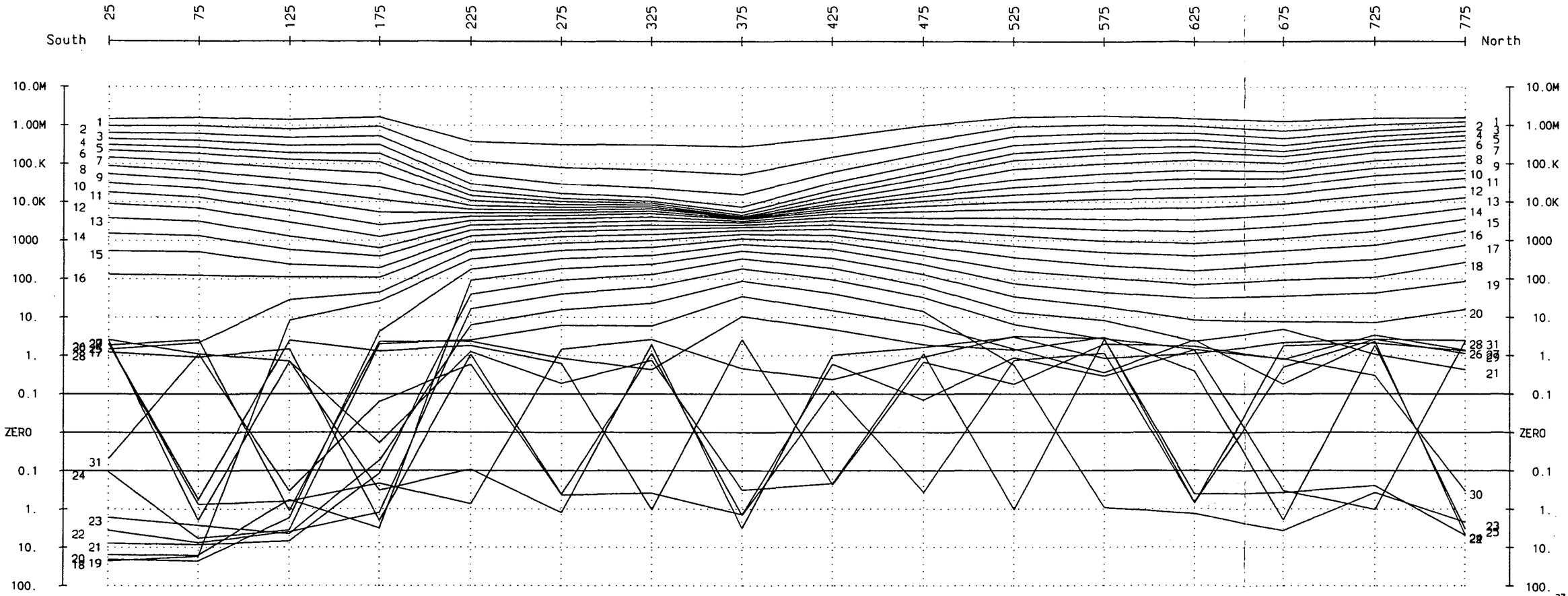

CR 19999-04889

Line 1650E
ANOMALY 15,16 EL2516
for
AFMEX

Field Job 443
ZONGE ZPLOT 7.27
File 1650E.Z, Plotted 13 Sep 99

TRANSIENT EM SURVEY DATA
Window MAGNITUDE

values in microV/ampere
Component: Hz, Rxna: 1000.0

SURVEY LINE DATA
Line Orient= North

Survey Date= AUG 1999

Window NUMBER and TIME (seconds)

W 1:	1.630u	W11: 32.09u	W21: 304.0u	W31: 3.025m
W 2:	3.540u	W12: 39.59u	W22: 382.5u	
W 3:	5.440u	W13: 50.03u	W23: 482.1u	
W 4:	7.350u	W14: 62.40u	W24: 605.3u	
W 5:	9.260u*	W15: 77.54u*	W25: 760.6u*	
W 6:	11.17u	W16: 96.52u	W26: 957.6u	
W 7:	13.99u	W17: 121.1u	W27: 1.205m	
W 8:	17.81u	W18: 153.3u	W28: 1.517m	
W 9:	21.63u	W19: 193.1u	W29: 1.910m	
W10:	26.35u*	W20: 242.4u*	W30: 2.403m*	

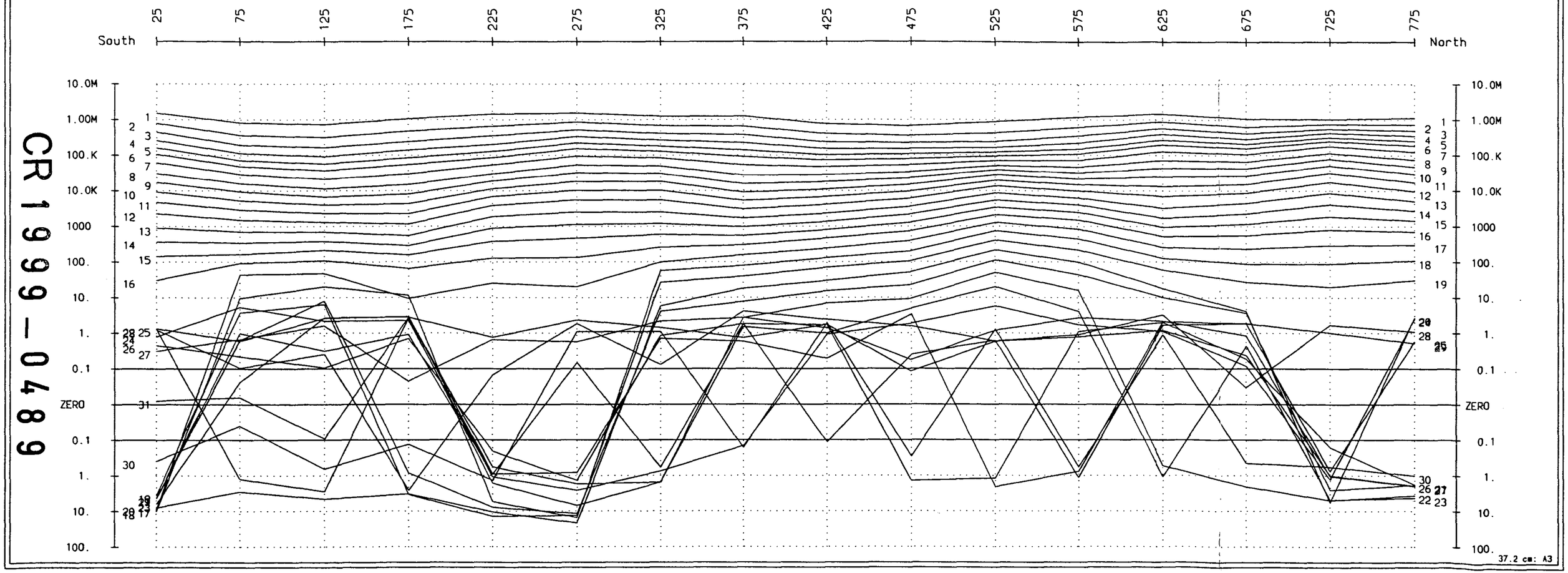

CR 19999 - 0489

Line 1850E
ANOMALY 15,16 EL2516
for
AFMEX

Field Job 443
ZONGE ZPLOT 7.27
File 1850E.Z, Plotted 13 Sep 99

TRANSIENT EM SURVEY DATA
Window MAGNITUDE

values in microV/ampere
Component: Hz, Rxna: 1000.0

SURVEY LINE DATA
Line Orient= North

Survey Date= AUG 1999

Window NUMBER and TIME (seconds)

W 1:	1.630u	W11:	32.09u	W21:	304.0u	W31:	3.025m
W 2:	3.540u	W12:	39.59u	W22:	382.5u		
W 3:	5.440u	W13:	50.03u	W23:	482.1u		
W 4:	7.350u	W14:	62.40u	W24:	605.3u		
W 5:	9.260u*	W15:	77.54u*	W25:	760.6u*		
W 6:	11.17u	W16:	96.52u	W26:	957.6u		
W 7:	13.99u	W17:	121.1u	W27:	1.205m		
W 8:	17.81u	W18:	153.3u	W28:	1.517m		
W 9:	21.63u	W19:	193.1u	W29:	1.910m		
W10:	26.35u*	W20:	242.4u*	W30:	2.403m*		

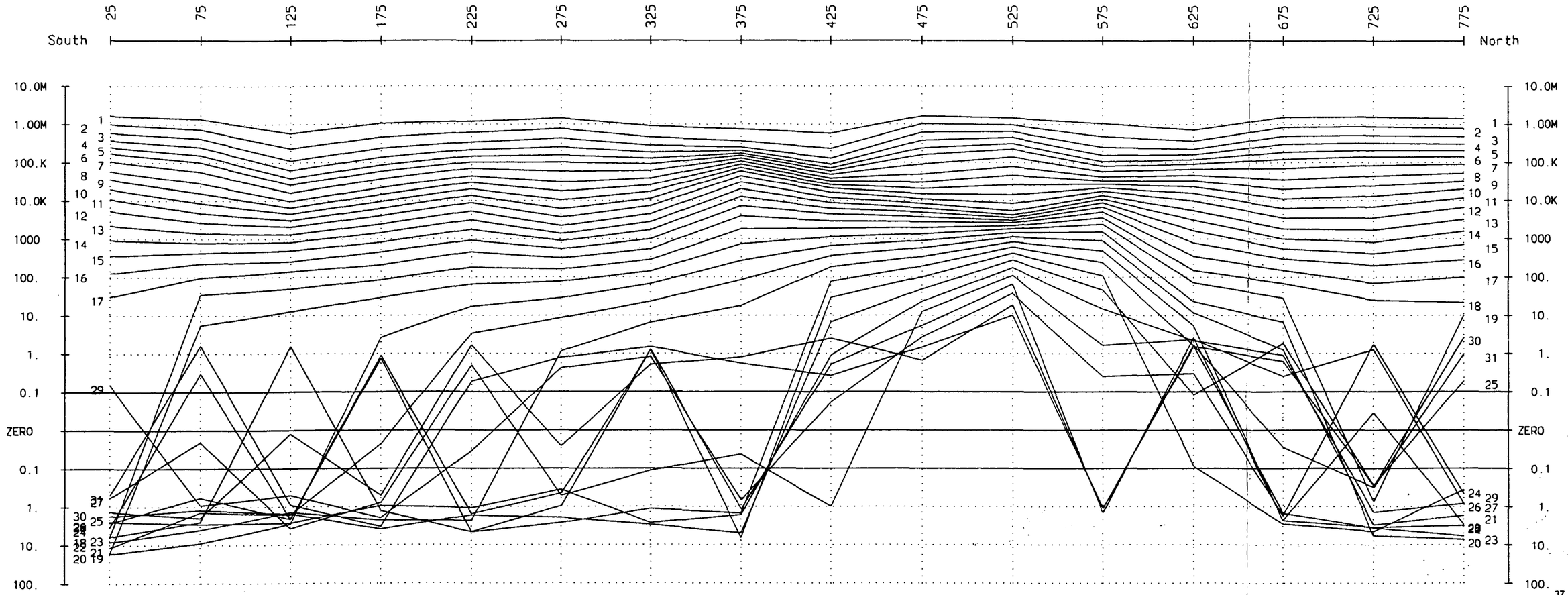

CR19999-0489

Line 2050E
ANOMALY 15,16 EL2516
for
AFMEX

Field Job 443
ZONGE ZPLOT 7.27
File 2050E.Z, Plotted 13 Sep 99

TRANSIENT EM SURVEY DATA
Window MAGNITUDE

values in microV/ampere
Component: Hz, Rxna: 1000.0

SURVEY LINE DATA
Line Orient= North

Survey Date= AUG 1999

Window NUMBER and TIME (seconds)

W 1: 1.630u	W11: 32.09u	W21: 304.0u	W31: 3.025m
W 2: 3.540u	W12: 39.59u	W22: 382.5u	
W 3: 5.440u	W13: 50.03u	W23: 482.1u	
W 4: 7.350u	W14: 62.40u	W24: 605.3u	
W 5: 9.260u*	W15: 77.54u*	W25: 760.6u*	
W 6: 11.17u	W16: 96.52u	W26: 957.6u	
W 7: 13.99u	W17: 121.1u	W27: 1.205m	
W 8: 17.81u	W18: 153.3u	W28: 1.517m	
W 9: 21.63u	W19: 193.1u	W29: 1.910m	
W10: 26.35u*	W20: 242.4u*	W30: 2.403m*	

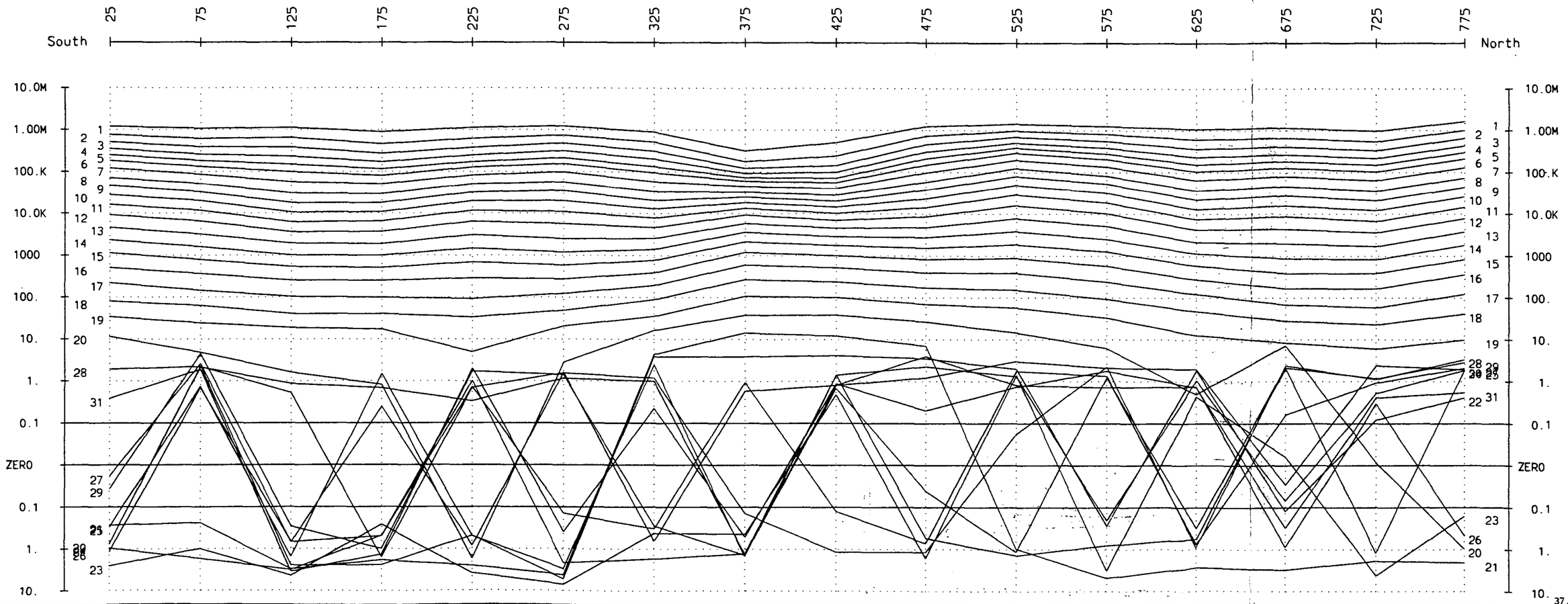

CR19999-0489