CARPENTARIA GOLD PTY. LTD.

TECHNICAL REPORT

No. 181

TITLE	ERL 78 "WILLIAM" FINAL REPORT
ISSUING DEPARTMENT	EXPLORATION
AUTHOR	M. McGEOUGH
INVESTIGATIONS CONDUCTED BY	DARWIN BASED FIELD STAFF
SUBMITTED BY	P.G. SIMPSON
DATE	AUGUST 1991

DME LIBRARY
- 7 NOV 1995
SCANNED
RECEIVED
20 SEP 1991
DEPARTMENT OF MINES & ENERGY

CR92/035

CONTENTS

1. INTRODUCTION AND SUMMARY

2. LOCATION AND ACCESS

3. TENURE

4. GEOLOGY

5. PREVIOUS WORK

6. WORK BY CARPENTARIA GOLD PTY LTD

7. CONCLUSION

APPENDIX 1. Costean Results

APPENDIX 2. Rock Chip Results

LIST OF DRAWINGS

LIST OF DRAWINGS

DRAWING No.	TITLE	SCALE
32810	Costean Locations	1:1000
32775	Costeans 1 - 5	1:200
32776	Costeans 6 - 11	1:200

EXPLORATION RETENTION LICENCE No. 77 "WILLIAM" N.T.
FINAL REPORT SEPTEMBER 1991.

1. INTRODUCTION AND SUMMARY

ERL 77 "William" is located approximately 82 kilometres southeast of Darwin, in the Northern Territory. It consists of a square one hundred hectare block.

The Licence was granted to Euralba Mining Ltd on 24th August 1988 for a period of five years. A joint venture agreement was signed in September 1988 between Euralba Mining Ltd, Burmine Ltd and Carpentaria Gold Pty Ltd where by Carpentaria Gold Pty Ltd managed and funded exploration over several tenements including ERL 77 to gain a maximum of 60% interest. In late 1990 Carpentaria Gold Pty Ltd had fulfilled this commitment.

William Prospect consists of quartz reefs and stockworks hosted by siltstones and greywackes of the Burrell Creek Formation. Gold mineralisation is sporadically developed in narrow quartz veins. In 1988, 19 percussion holes were drilled and three one metre intersections reported greater than 10 g/t Au. The majority of results were below the limit of detection.

Carpentaria Gold Pty Ltd dug eleven costeans and there were nine channel samples which returned gold values above 1 g/t .

In 1990 a systematic rock chip survey indicated the presence of narrow high grade (> 30 g/t Au) quartz veins.

Part of ERL 77 is now held under the title MCN 4106.

2. LOCATION AND ACCESS

Exploration Licence No. 77 is located approximately 82 kilometres southeast of Darwin, in the Northern Territory. It consists of a square 100 hectare block. The approximate position of the southwestern corner is 12°59' South and 131°25' East.

Access from Darwin is via the Arnhem Highway, beyond Tom's Gully Gold mine to the track that leads to Deepwater. A second track through the Rustlers Roost prospect also leads to the William prospect.

3. TENURE

ERL 77 "William" was granted to Euralba Mining Ltd for a period of five years on 24th August 1988.

An agreement called the Mount Bundey Joint Venture was signed between Euralba Mining Ltd, Burmine Limited and Carpentaria Gold Pty Ltd in September 1988. At the end of 1990 Carpentaria Gold Pty Ltd had earned a 60% interest by funding exploration on the various tenements included in the agreement such as the "William " prospect.

In July 1991 MCN 4106 which covers approximately half of ERL77 was granted.

4. GEOLOGY

Geologically, ERL 77 is situated in the Early Proterozoic Burrell Creek Formation, which is found widely throughout the Pine Creek Geosyncline. The local stratigraphy is a sequence of poorly defined siltstones, shales and minor lenses of greywacke.The sequence has been folded about a southerly plunging axis.

Apart from quartz reefs, the exposure is very poor. Most of the quartz reefs are less than one metre wide and rarely exceed one hundred metres in strike length. Visible gold has been seen in hand specimens from two reefs.

5. PREVIOUS WORK

ERL 77 falls within the previous EL 3298 which was held by Euralba Mining Ltd. During helicopter - borne reconnaissance the prospect was discovered by W.J. Fisher. The prospect was geologically mapped and the central zone was drilled at 25m intervals, late in 1987. Nine drill hole intersections were made with gold grades above 0.5 g/t Au. A brief summary of higher grade intersections is detailed below:

Hole No.	Depth	Au g/t
87WRC3	22-23m	10.2
87WRC9	25-26m	3.5
87WRC11	31-32m	17.3
87WRC14	5 - 6m	17.7

6. WORK BY CARPENTARIA GOLD PTY LTD

A trenching program was carried out to gain a better control on the gold mineralisation and to correlate the drilled intersections with surface geology. Where possible costeans were aligned parallel to the lines of drill holes.

The following sections returned gold values over 2 g/t Au :

Costean No.	Au g/t	Apparent width
1.	6.50	0.78m
2.	2.50	0.75m
3.	17.3	0.86m
6.	2.4	0.83m
11.	4.3	0.40m
	3.1	0.70m

The costean locations are shown on Drawing No. 32810 and the Geology of the costeans are shown on Drawing Nos. 32775 and 32776.

The gold mineralisation is associated with narrow (less than a metre wide) quartz veins. Costean mineralisation can be correlated with drill hole intersections. The costeans were later refilled.

The orientations of bedding, fractures and quartz veins were plotted on a Schmidt Net and this showed the quartz veins to be preferentially orientated parallel to bedding.

In 1990 a small rock chip program further defined the surface mineralisation at the prospect. The results of this program are detailed in Appendix 2.

MCN 4106 was subsequently applied for and was granted in July 1991.

7. CONCLUSIONS

ERL 77 has a number of narrow, auriferous quartz veins which rarely exceed one hundred metres long. The grade of gold is very erratic both from results at surface and drill holes.

A small gold resource of 15 619 tonnes at 3.57 g/t Indicated is now covered by MCN 4106.

As the potential for a major resource in the remaining part of ERL 77 is very small it is recommended to relinquish the title.

M.McGeough

APPENDIX

1

CLASSIC COMLABS LTD

Analysis code FA1 Report 8DN0406 Page G1

Order No. QP64021 Results in ppm

Sample	Au
QP64021	0.01
QP64022	<0.01
QP64023	0.05
QP64024	<0.01
QP64025	<0.01
QP64026	<0.01
QP64027	<0.01
QP64028	<0.01
QP64029	<0.01,<0.01
QP64030	<0.01
QP64031	<0.01
QP64032	<0.01
QP64033	<0.01
QP64034	<0.01
QP64035	<0.01
QP64036	<0.01
QP64037	<0.01
QP64038	<0.01
QP64039	<0.01
QP64040	<0.01,<0.01
QP64041	<0.01
QP64042	<0.01
QP64043	<0.01
QP64044	<0.01
QP64045	<0.01
QP64046	<0.01
QP64047	0.01
QP64048	0.12
QP64049	2.50,2.31
QP64050	0.08
QP64051	0.02
QP64052	0.02
QP64053	0.02
QP64054	0.03
QP64055	<0.01
QP64056	0.02
QP64057	0.01
QP64058	0.02
QP64059	0.03
QP64060	<0.01
Detn limit	(0.01)

Analysis code FA1 Report 8DN0406 Page G2

Order No. QP64021 Results in ppm

Sample	Au
QP64061	0.01
QP64062	0.01
QP64063	1.20,1.24
QP64064	0.04
QP64065	0.16
QP64066	0.04
QP64067	0.07
QP64068	0.01
QP64069	0.05
QP64070	0.03
QP64071	0.20
QP64072	0.70,0.68,0.74
QP64073	0.03
QP64074	0.02
QP64075	0.04
QP64076	0.66,1.43,1.24.0.83
QP64077	0.04
QP64078	0.09
QP64079	0.01
QP64080	<0.01
QP64081	<0.01
QP64082	0.02
QP64083	<0.01
QP64084	<0.01
QP64085	0.18
QP64086	<0.01
QP64087	<0.01
QP64088	0.02
QP64089	<0.01
QP64090	<0.01
Detn limit	(0.01)

CLASSIC COMLABS LTD

Analysis code FA1 Report 8DN0399 Page G1

Order No. QP64091 Results in ppm

Sample	Au	
QP64091	<0.01.<0.01	
QP64092	0.02	COSTEAN 2
QP64093	0.01	
QP64094	0.02	
QP64095	0.01	
QP64096	0.02	
QP64097	0.16	
QP64098	0.06	
QP64099	0.24	
QP64100	0.01	COSTEAN 3
QP64101	<0.01	
QP64102	<0.01	
QP64103	<0.01	
QP64104	<0.01	
QP64105	<0.01,<0.01	
QP64106	<0.01	
QP64107	<0.01	
QP64108	<0.01	
QP64109	<0.01	
QP64110	<0.01	
QP64111	0.10	
QP64112	<0.01	
QP64113	<0.01	
QP64114	<0.01	
QP64115	<0.01	
QP64116	<0.01	
QP64117	<0.01	
QP64118	<0.01,<0.01	
QP64119	<0.01	
QP64120	<0.01	
QP64121	<0.01	
QP64122	<0.01	
QP64123	0.02	
QP64124	0.04	
QP64125	0.04	
QP64126	17.3,6.50,11.0	
QP64127	0.14	
QP64128	0.05	
QP64129	0.08	
QP64130	0.03,0.04	
Detn limit	(0.01)	

CLASSIC COMLABS LTD

Analysis code FA1 Report 8DN0399 Page G2

Order No. QP64091 Results in ppm

Sample	Au	
QP64131	0.03	
QP64132	0.04	
QP64133	0.12	
QP64134	0.16	
QP64135	0.34	
QP64136	0.02	
QP64137	0.01	COSTEAN 3
QP64138	0.01	
QP64139	<0.01	
QP64140	<0.01,<0.01	
QP64141	<0.01	
QP64142	<0.01	
QP64143	0.01	
QP64144	0.01	
QP64145	<0.01	
QP64146	<0.01	
QP64147	<0.01	
QP64148	<0.01	
QP64149	0.34,0.25	
QP64150	<0.01	
QP64151	0.20,0.26	
QP64152	<0.01	
QP64153	<0.01	
QP64154	<0.01	
QP64155	<0.01	
QP64156	<0.01	
QP64157	<0.01	
QP64158	<0.01	
QP64159	2.95	Au 5
QP64160	0.03	
QP64161	<0.01	
QP64162	<0.01	
QP64163	<0.01	COSTEAN 4
QP64164	0.02	
QP64165	0.01	
QP64166	<0.01,<0.01	
QP64167	<0.01	
QP64168	<0.01	
QP64169	<0.01	
QP64170	<0.01	
Detn limit	(0.01)	

CLASSIC COMLABS LTD

Analysis code FA1 Report 8DN0399 Page G3

Order No. QP64091 Results in ppm

Sample	Au
QP64171	<0.01
QP64172	<0.01
QP64173	<0.01
QP64174	0.04
QP64175	0.01
QP64176	<0.01,<0.01
QP64177	<0.01
QP64178	<0.01
QP64179	<0.01
QP64180	<0.01
QP64181	<0.01
QP64182	<0.01
QP64183	<0.01
QP64184	<0.01
QP64185	<0.01
QP64186	<0.01
QP64187	<0.01
QP64188	0.01
QP64189	0.58,0.56,0.58
QP64190	<0.01
QP64191	<0.01
QP64192	0.02
QP64193	0.02
QP64194	0.02
QP64195	0.08
QP64196	0.16
QP64197	0.18
QP64198	0.07
QP64199	0.02
QP64200	0.05,0.05
QP64201	0.04
QP64202	0.03
QP64203	0.05
QP64204	0.02
QP64205	0.05
QP64206	0.05
QP64207	0.05
QP64208	0.03
QP64209	0.03
QP64210	0.05
Detn limit	(0.01)

COSTEAN 4

CLASSIC COMLABS LTD

Analysis code FA1 Report 8DN0399 Page G4

Order No. QP64091 Results in ppm

Sample	Au	
QP64211	0.07	COSTEAN 4
QP64212	0.64	Au 22
QP64213	0.02,0.02	
QP64214	0.03	
QP64215	0.04	
QP64216	0.04	
QP64217	0.03	
QP64218	0.03	
QP64219	<0.01	
QP64220	<0.01	COSTEAN 5
QP64221	0.02	
QP64222	<0.01	
QP64223	<0.01,<0.01	
QP64224	<0.01	
QP64225	<0.01	
QP64226	<0.01	
QP64227	0.08	
QP64228	<0.01	
QP64229	<0.01	
QP64230	<0.01	
QP64231	<0.01	
QP64232	<0.01	
QP64233	<0.01	
QP64234	<0.01	
QP64235	<0.01	
QP64236	<0.01	
QP64237	<0.01	
QP64238	<0.01	
QP64239	<0.01	
QP64240	<0.01,0.01	
QP64241	<0.01	
QP64242	<0.01	
QP64243	<0.01	
QP64244	<0.01	
QP64245	0.01,0.01	
QP64246	0.01	
QP64247	0.09	
QP64248	<0.01	
QP64249	<0.01	
QP64250	<0.01	
Detn limit	(0.01)	

CLASSIC COMLABS LTD

Analysis code FA1 Report 8DN0399 Page G5

Order No. QP64091 Results in ppm

Sample	Au	
QP64251	<0.01	
QP64252	<0.01	
QP64253	<0.01	
QP64254	<0.01	
QP64255	<0.01	
QP64256	0.01	
QP64257	<0.01	
QP64258	<0.01	COSTEAN 5
QP64259	0.01	
QP64260	0.02	
QP64261	<0.01	
QP64262	<0.01	
QP64263	<0.01,<0.01	
QP64264	0.01	
QP64265	0.07	
QP64266	0.01	
QP64267	0.03	
QP64268	0.01	
QP64269	<0.01	
QP64270	<0.01	
QP64271	<0.01	
QP64272	<0.01	
QP64273	2.25	Au 5
QP64274	0.02	
QP64275	2.40,3.27,2.96	
QP64276	<0.01	
QP64277	<0.01,<0.01	Costean 6
QP64278	<0.01	
QP64279	0.01	
QP64280	0.62,0.87	
QP64281	0.01	
QP64282	<0.01	
QP64283	<0.01	
QP64284	<0.01,<0.01	
QP64285	<0.01	
QP64286	<0.01	
QP64287	<0.01	
QP64288	<0.01	
QP64289	<0.01	
QP64290	<0.01	
Detn limit	(0.01)	

CLASSIC COMLABS LTD

Analysis code FA1 Report 8DN0399 Page G6

Order No. QP64091 Results in ppm

Sample	Au	
QP64291	<0.01	
QP64292	<0.01	
QP64293	<0.01	Costean 6
QP64294	0.01	
QP64295	<0.01,<0.01	
QP64296	<0.01	
QP64297	<0.01	
QP64298	<0.01	
QP64299	0.60	Au 22
QP64300	0.01	
QP64301	<0.01	Costean 7
QP64302	0.01	
QP64303	0.03	
QP64304	0.04	
QP64305	0.03	
QP64306	1.25,1.01	
QP64307	<0.01,<0.01	
QP64308	<0.01	
QP64309	<0.01	
QP64310	0.01	
QP64311	0.60	Au 22
Detn limit	(0.01)	

CLASSIC COMLABS LTD

ANALYSIS

SAMPLE MARK	Au ppm	Au(ppm) REPEATS
QP61921	<0.01	
QP61922	<0.01	
QP61923	0.01	
QP61924	<0.01	
QP61925	0.01	
QP61926	<0.01	
QP61927	<0.01	
QP61928	<0.01	
QP61929	<0.01	
QP61930	<0.01	
QP61931	<0.01	
QP61932	<0.01	
QP61933	<0.01	
QP61934	<0.01	
QP61935	<0.01	
QP61936	<0.01	<0.01
QP61937	<0.01	
QP61938	<0.01	
QP61939	<0.01	
QP61940	<0.01	
QP61941	<0.01	
QP61942	<0.01	
QP61943	<0.01	
QP61944	<0.01	
QP61945	<0.01	

METHOD : FA1

E-R-L. 77
"William" Prospect.
Costeans.

CLASSIC COMLABS LTD

ANALYSIS

SAMPLE REPEATS	Au ppm	Au(ppm) REPEATS
QP61946	<0.01	
QP61947	<0.01	
QP61948	<0.01	
QP61949	<0.01	
QP61950	<0.01	
QP61951	<0.01	
QP61952	0.01	
QP61953	<0.01	
QP61954	0.02	
QP61955	<0.01	
QP61956	<0.01	
QP61957	0.01	
QP61958	<0.01	
QP61959	<0.01	
QP61960	0.01	
QP61961	0.01	<0.01
QP61962	<0.01	
QP61963	<0.01	
QP61964	<0.01	
QP61965	<0.01	
QP61966	0.01	
QP61967	0.01	
QP61968	0.01	
QP61969	1.16	
QP61970	0.02	

METHOD : FA1

CLASSIC COMLABS LTD

ANALYSIS

SAMPLE MARK	Au ppm
QP61971	0.14
QP61972	0.01
QP61973	0.01
QP61974	0.02
QP61975	0.09
QP61976	0.01
QP61977	<0.01
QP61978	<0.01
QP61979	0.12
QP61980	6.5

METHOD : FA1

QP 64312	0.03	--	--	--
QP 64313	0.04	--	--	--
QP 64314	0.02	--	--	--
QP 64315	0.01	--	--	--
QP 64316	0.02	--	--	--
QP 64317	0.02	--	--	--
QP 64318	0.04	--	--	--
QP 64319	0.04	--	--	--
QP 64320	0.03	--	--	--
QP 64321	0.05	0.09	<0.01	--
QP 64322	0.06	--	--	--
QP 64323	0.02	--	--	--
QP 64324	0.05	--	--	--
QP 64325	0.02	--	--	--
QP 64326	L.N.R.	--	--	--
UNITS	ppm	ppm	ppm	ppm
SCHEME	FA1	FA1	FA1	FA1

CRL 77
WILLIAM
NT

CLASSIC COMLABS LTD
Analytical Laboratories (INC. IN W.A.)
305 South Road, Mile End South, South Australia, 5031
Telephone: (08) 43 5722 Fax: (08) 234 0321 Telex: LABCOM AA89323

This Laboratory is registered by the National Association of Testing Authorities, Australia. The test(s) reported herein have been performed in accordance with its terms of registration. This document shall not be reproduced except in full.

Job: 8AD3145
O/N: 8DN0444

ANALYTICAL REPORT

SAMPLE	Au Avg	Au Dp1	Au Dp2	Au Dp3
QP 64327	0.01	--	--	--
QP 64328	0.03	--	--	--
QP 64329	<0.01	--	--	--
QP 64330	0.07	0.11	0.02	--
QP 64331	0.01	--	--	--
QP 64332	0.01	--	--	--
QP 64333	0.03	--	--	--
QP 64334	0.04	--	--	--
QP 64335	0.04	--	--	--
QP 64336	0.09	--	--	--
QP 64337	0.06	--	--	--
QP 64338	0.04	--	--	--
QP 64339	0.04	--	--	--
QP 64340	L.N.R.	--	--	--
QP 64341	0.07	--	--	--
QP 64342	0.04	--	--	--
QP 64343	0.03	--	--	--
QP 64344	0.02	--	--	--
QP 64345	0.02	--	--	--
QP 64346	0.02	--	--	--
QP 64347	<0.01	--	--	--
QP 64348	0.02	--	--	--
QP 64349	0.07	--	--	--
QP 64350	L.N.R.	--	--	--
QP 64351	0.01	--	--	--
UNITS	ppm	ppm	ppm	ppm
SCHEME	FA1	FA1	FA1	FA1

ERL 77
"William"
NT

CLASSIC COMLABS LTD
Analytical Laboratories (INC. IN W.A.)

305 South Road, Mile End South, South Australia, 5031
Telephone: (08) 43 5722 Fax: (08) 234 0321 Telex: LABCOM AA89323

This Laboratory is registered by the National Association of Testing Authorities, Australia. The test(s) reported herein have been performed in accordance with its terms of registration. This document shall not be reproduced except in full.

Job: 8AD3145
O/N: 8DN0444

ANALYTICAL REPORT

SAMPLE	Au Avg	Au Dp1	Au Dp2	Au Dp3
QP 64352	0.03	--	--	--
QP 64353	0.14	0.16	0.12	--
QP 64354	0.05	--	--	--
QP 64355	0.03	--	--	--
QP 64356	0.05	--	--	--
QP 64357	0.05	--	--	--
QP 64358	0.06	0.07	0.05	--
QP 64359	0.03	--	--	--
QP 64360	0.03	--	--	--
QP 64361	0.01	--	--	--
QP 64362	<0.01	--	--	--
QP 64363	L.N.R.	--	--	--
QP 64364	0.06	--	--	--
QP 64365	0.05	--	--	--
QP 64366	0.14	--	--	--
QP 64367	3.1	2.8	3.4	--
QP 64368	0.04	--	--	--
QP 64369	0.06	--	--	--
QP 64370	0.03	--	--	--
QP 64371	0.02	--	--	--
QP 64372	0.02	--	--	--
QP 64373	<0.01	--	--	--
QP 64374	0.82	0.80	0.84	--
QP 64375	4.3	3.7	4.9	--
QP 64376	0.07	--	--	--
UNITS	ppm	ppm	ppm	ppm
SCHEME	FA1	FA1	FA1	FA1

ERL 77
"William"
NT

APPENDIX 2

ROCK CHIP SAMPLE ASSAY RESULTS

ANALYTICAL REPORT

SAMPLE	Au1 48 hr	Au2 96hr
QP080921	0.65	0.65
QP080922	0.27	0.60
QP080923	3.42	3.47
QP080924	1.67	1.68
QP080925	0.22	0.22
QP080926	2.50	2.53
QP080927	0.05	0.06
QP080928	21.0	25.0
QP080929	12.4	14.5
QP080930	11.2	12.8
QP080931	72	88
QP080932	60	67
QP080933	280	390

WILLIAM PROSPECT Channel Chip.

← Reported 425 after 144hrs.

UNITS	ppm	ppm
SCHEME	BLEG2S	BLEG2S

DRAWINGS

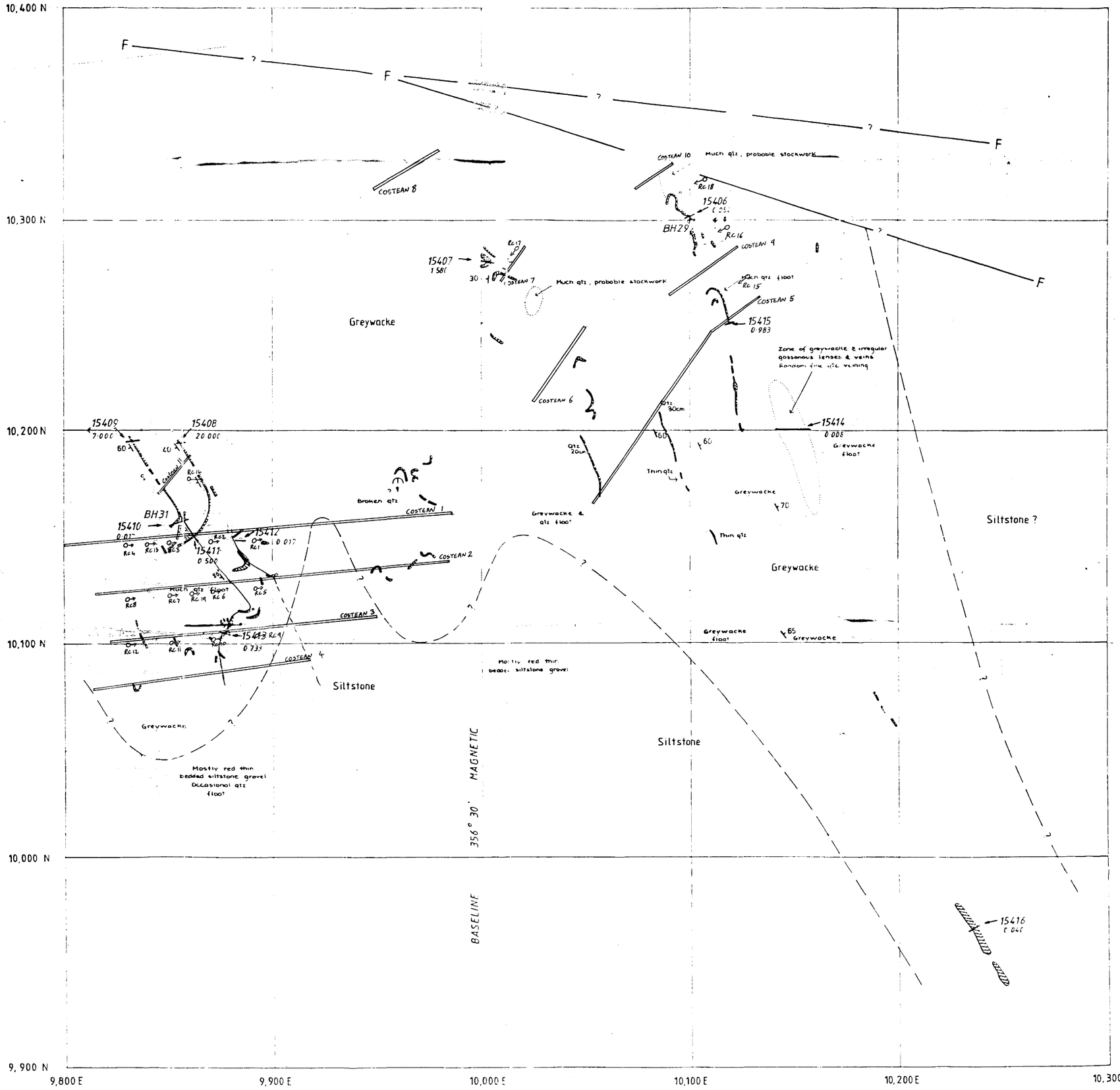

TN
MN
Magnetic deviation approx 3° 30' easterly

LEGEND

- Quartz Outcrop
- Strike & dip of strata
- Vertical strata
- 45 Strike & dip of quartz vein
- Plunge of folded quartz vein
- 15417 Rock chip sample location
- Geological boundary (position approx.)
- F Fault
- 15407 Rock chip sample
- 1.580 Au assay (ppm)

SCALE	1:1000	CARPENTARIA EXPLORATION COMPANY PTY. LTD.
GEO	R.D.M.W.	EURALBA-BURMINE J.V.
DRAFT	R.D.M.W.	WILLIAM E.R.L. 77 N.T.
CHECK D		COSTEAN LOCATION
DATE	Dec '88	
1:250 000	5352-4	
1:100 000	5172	
MINING FIELD OR DISTRICT	Northern Mineral Field, N.T.	DWG No 32810

CR92.035

W.J. & E.E. FISHER
Mining & Exploration Consultants

EURALBA MINING LTD.
EL 3298
GRID No 1
Geology & Rock Chip Sample Loctns.

1:100 000 Map Reference Morrakai 5172-2

Geologist G.W.Patterson – Drafted W.S.Parsons

Scale 1:1000 | August 1986 | Plan No

0 50 100 150 200 km.

Scale 1:1000

COSTEAN 1

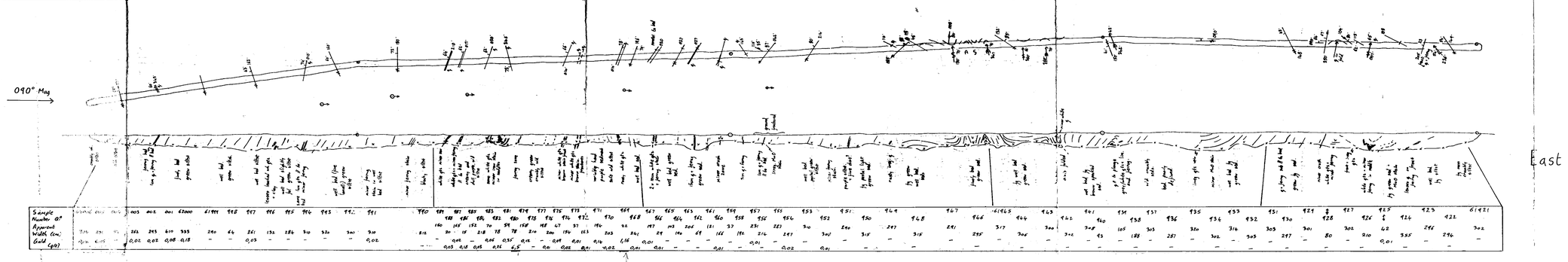

| Sample Number | | | 003 | 002 | 001 | 62000 | 61999 | 998 | 997 | 996 | 995 | 994 | 993 | 992 | 991 | 990 | 989 | 988 | 987 | 986 | 985 | 984 | 983 | 982 | 981 | 980 | 979 | 978 | 977 | 976 | 975 | 974 | 973 | 972 | 971 | 970 | 969 | 968 | 967 | 966 | 965 | 964 | 963 | 962 | 961 | 960 | 959 | 958 | 957 | 956 | 955 | 954 | 953 | 952 | 951 | 950 | 949 | 948 | 947 | 946 | 61945 | 944 | 943 | 942 | 941 | 940 | 939 | 938 | 937 | 936 | 935 | 934 | 933 | 932 | 931 | 930 | 929 | 928 | 927 | 926 | 925 | 924 | 923 | 922 | 921 | 61921 |
|---|---|---

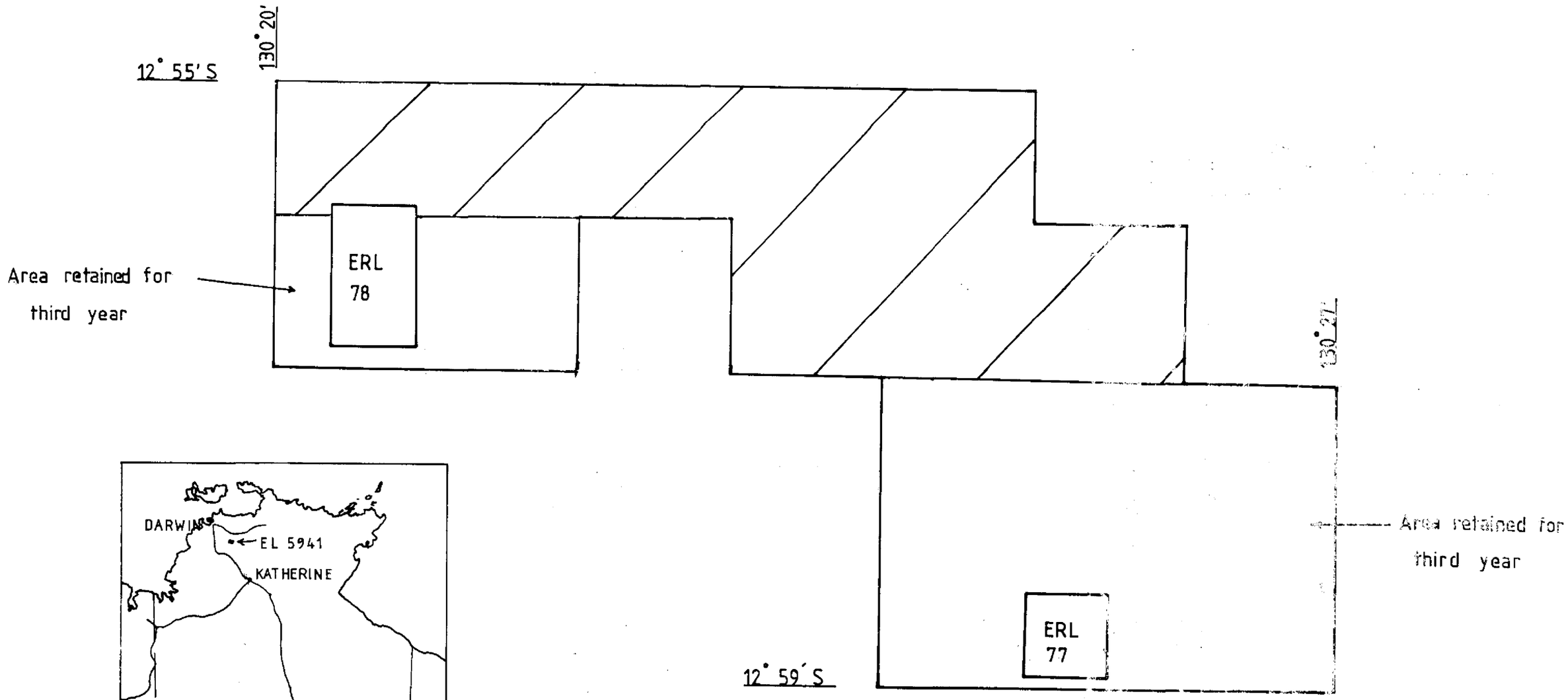

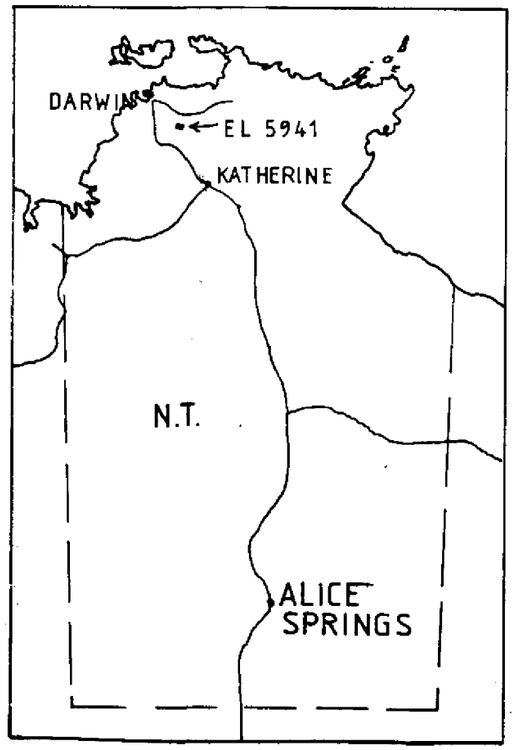

REVISION		SCALE: 1:50000	CA[illegible] [illegible]RATION COMPANY [illegible]
		GEO M.M.B.	EL 594[illegible] BUFFALO RIS[illegible] NT
		DRAFT:	
		CHECKED:	LOCATION MAP
		DATE: 17/7/91	
		1:250 000 SD 52-4	
		1:100 000 5172	
		MINING FIELD OR DISTRICT: N[illegible]	DRG No. 33251

ERL 77 6-11 32770

COSTEAN 6

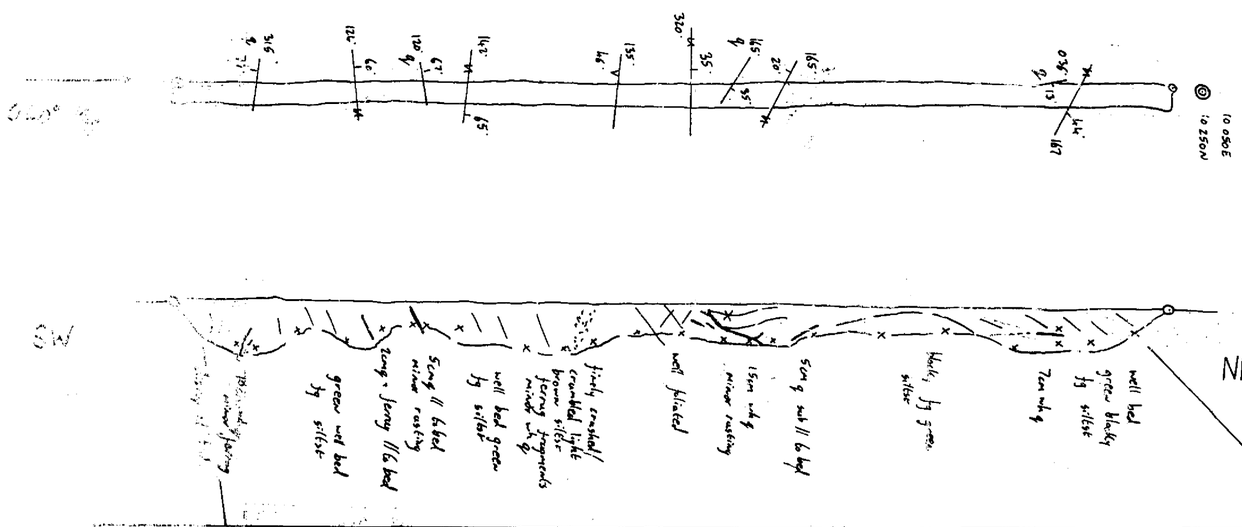

QP Sample Number	64274	275	276	277	278	279	280	281	282	283	284	285	286	287	288	289	290	291	292	293	294	295	296	297	298
Apparent Width (cm)	179	83	221	206	163	139	58	160	298	163	150	195	203	204	77	98	109	200	297	302	303	210	46	141	207
Gold (g/t)	0,02	2,40	–	–	–	0,01	0,62	0,01	–	–	–	–	–	–	–	–	–	–	–	–	0,01	–	–	–	–

COSTEAN 7

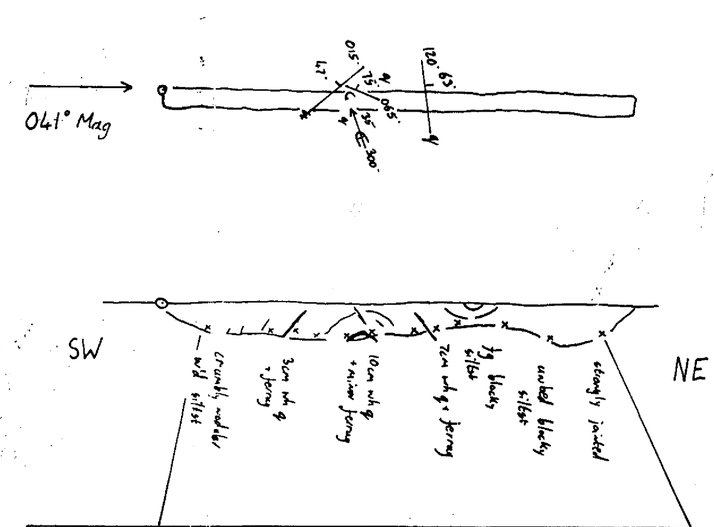

QP Sample Number	64300	301	302	303	304	305	306	307	308	309	310
Apparent Width (cm)	286	100	100	140	117	189	100	104	211	200	250
Gold (g/t)	0,01		0,01	0,03	0,04	0,03	1,25	–	–		0,01

COSTEAN 9

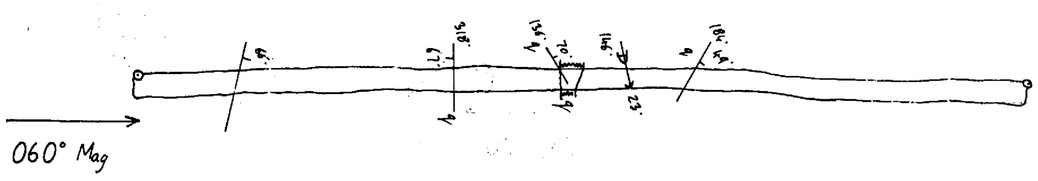



QP Sample Number	64327	328	329	330	331	332	333	334	335	336	337	338	339	341	342	343	344	345	346	347	348	349	350
Apparent Width (cm)	302	305	305	270	23	140	100	157	65	109	106	195	104	123	90	95	108	117	182	103	193	219	202
Gold (g/t)	0,01	0,03	–	0,07	0,01	0,01	0,03	0,04	0,04	0,08	0,06	0,04	0,04	0,07	0,04	0,03	0,02	0,02	0,02	–	0,02	0,07	Not taken

COSTEAN 8

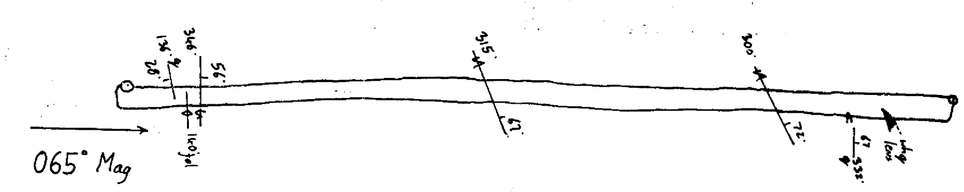

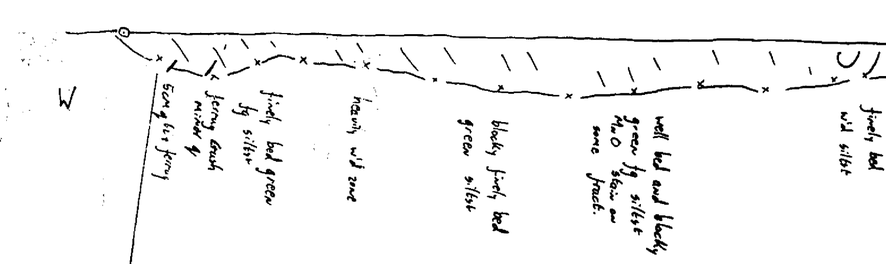

QP Sample Number	64312	313	314	315	316	317	318	319	320	321	322	323	324	325
Apparent Width (cm)	126	132	202	203	245	304	306	308	301	302	300	300	150	197
Gold (g/t)	0,03	0,04	0,02	0,01	0,02	0,02	0,04	0,04	0,03	0,05	0,06	0,02	0,05	0,02

COSTEAN 10

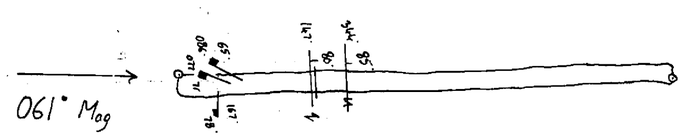



QP SAMPLE NUMBERS	64351	352	353	354	355	356	357	358	359	360	361	362
APPARENT WIDTH (cm)	295	170	85	111	90	104	105	105	62	196	300	317
GOLD (g/t)	0,01	0,03	0,14	0,05	0,03	0,05	0,05	0,06	0,03	0,03	0,01	–

COSTEAN 11





QP SAMPLE NUMBERS	64364	365	366	367	368	369	370	371	372	373	374	375	376
APPARENT WIDTH (cm)				70							40		
GOLD (g/t)	0,06	0,05	0,14	3,1	0,03	0,06	0,03	0,02	–	0,02	4,5	0,07	

REVISION	

SCALE 1:200
GEO R.D.M.h
DRAWN R.D.M.h
DATE Oct 80
1:250,000 SD 5[illegible]
1:50,000 5172
MAPPING FIELD OR DISTRICT

CARPENTARIA EXPLORATION LTD.

EUROALBA - BURMINE JV. (N.T.)
WILLIAM ERL 77
COSTEANS 6 to 11

DWG No 3270[illegible]

CR 82/035