NORMANDY
WOODCUTTERS LIMITED

ACN 000 828 535

WOODCUTTERS MINE
80km Stuart Highway, via Darwin, Northern Territory 0800
PMB 60, Winnellie, Northern Territory, Australia 0821

Telephone (08) 8976 0088
Facsimile (08) 8976 0108

FINAL REPORT FOR
MINERAL CLAIMS
N4076-4079, 4088-4103, 4376-4390 and 4766
LITTLE MARY PROJECT
NORTHERN TERRITORY
03.03.91, 04.01.93, 02.09.94 TO 02.03.98

OPEN FILE

Project Name: LITTLE MARY / CORONET HILL

Map Sheets: DARWIN SD 52-04 1:250,000

Commodities: LEAD, ZINC, COPPER, TIN

Author: K. A. Williams

Date: 1 April, 1998

Tenement Holder: Normandy Woodcutters Limited – 100%

Volumes: VOLUME 1 OF 1

Accepted by:

Distribution:
1. NT Department of Mines and Energy
2. Woodcutters Mine, NT
3. Normandy Exploration

RECEIVED
- 3 APR 1998
DEPARTMENT OF
MINES & ENERGY

CR 1998/0084

The contents of this report remain the property of Normandy Woodcutters Limited and may not be published in whole or in part nor used in a company prospectus without the written consent of the Company.

Report No. 22985

TABLE OF CONTENTS

SUMMARY 1

1. CONCLUSIONS 4

2. INTRODUCTION 4

3. LOCATION AND ACCESS 4

4. TENURE 5

5. PREVIOUS EXPLORATION 5

6. REGIONAL GEOLOGY 6

6.1 Stratigraphy 6
6.2 Intrusive Rocks 6

7. LOCAL GEOLOGY 6

8. WORK CARRIED OUT DURING THE REPORTING PERIOD 7

8.1 Geological Mapping 7
8.2 Stream Sediment and Rock Chip Sampling 7
8.3 Soil Sampling 8
8.4 Geophysics 8
8.5 Diamond Drilling 8

9. ENVIRONMENTAL / REHABILITATION REPORT 9
10. REFERENCES 10

BIBLIOGRAPHIC DATA SHEET 11

LIST OF FIGURES

Figure I	Location Map	1:1,000,000

LIST OF ENCLOSURES

Enclosure I	Tenure and Exploration Summary	1:25,000
Enclosure 2	Geology Interpretation	1:5,000
Enclosure 3	Geology Fact - Sheet 1	1:2,500
Enclosure 4	Geology Fact - Sheet 2	1:2,500
Enclosure 5	Geology Fact - Sheet 3	1:2,500
Enclosure 6	Sample Location Plan - Sheet 1	1:5,000
Enclosure 7	Sample Location Plan - Sheet 2	1:5,000
Enclosure 8	Sample Location Plan	1:2500

LIST OF APPENDICES

Appendix I	Analytical Results - Stream Sediment and Rock Chip Samples

LIST OF TABLES

Table 1	Work Summary

Report No: 22985

Title: FINAL REPORT FOR
MCN's 4076-4079, 4088-4103, 4376-4390, 4766
LITTLE MARY PROJECT
NORTHERN TERRITORY
03.03.91, 04.01.93, 02.09.94 TO 02.03.98

Author: K.A. Williams

Date: 1 April, 1998

LOCATION MAP

SUMMARY

Mineral Claims N4076-4079, 4088-4103, 4376-4390 and 4766 comprised a block of tenure surrounding the old Coronet Hill polymetallic workings (Cu, As, Sn) in the Moline Region of the Northern Territory. They were part of a contiguous block of tenure along the Coronet mineralised structure explored by Aztec Mining Limited. The area is located 50kms east north east of Pine Creek.

The geology is comprised of sediments and granitic intrusives of the Pine Creek Geosyncline. The oldest sediments exposed are carbonaceous and lesser dolomitic mudstone of the Koolpin formation which are conformably overlain by mudstone, chert and albitic chert of the Gerowie Tuff formation. Overlying these sediments are mudstones and BIF of the Mt Bonnie Formation and siltstone, mudstone and greywacke of the Burrell Creek Formation. Mt Diamond Granite intrudes the sequence. Structurally the sediments are tightly folded and dip steeply south west in an anticline against the north west trending Coronet Hill Fault.

Base metal (Cu, As ± Pb, Bi, Zn), tin and precious metal (Ag ± Au) mineralisation occurs in the Coronet Hill area. It is structurally controlled and occurs in a number of sulphide bearing veins within lodes over a strike length of 4 kms. The area was originally mined for silver then later for Cu and Sn. Historic production is low.

Work conducted by Aztec Mining Limited during the period of tenure has included literature research, data compilation, gridding, detailed geological mapping, detailed stream sediment sampling, gossan rock chip sampling, an EM geophysical survey and follow-up diamond drilling.

Troy Resources carried out exploration prior to Aztec within EL 6391. They gridded areas of interest, geologically mapped and rock chipped gossanous areas and conducted a shallow RC percussion drilling programme to test the best targets.

This work has revealed the Coronet Hill area is geochemically highly anomalous. There is a metal zonation that can be recognised and areas with high base metals but low arsenic have been recognised. The EM geophysical survey located a number of discrete conductive anomalies, however drill testing the best one has revealed the source to be carbonaceous mudstone.

WORK SUMMARY

TENEMENT NUMBER	STREAM SEDIMENT SAMPLING	MAPPING	ROCK CHIP/ COSTEAN SAMPLING	SOIL SAMPLING	DIAMOND DRILLING	GEOPHYSICS
MCN's 4076-4079, 4088-4103, 4376-4390 4766	221	1:2500	590	129	5 holes for 1366.5m	EM Survey

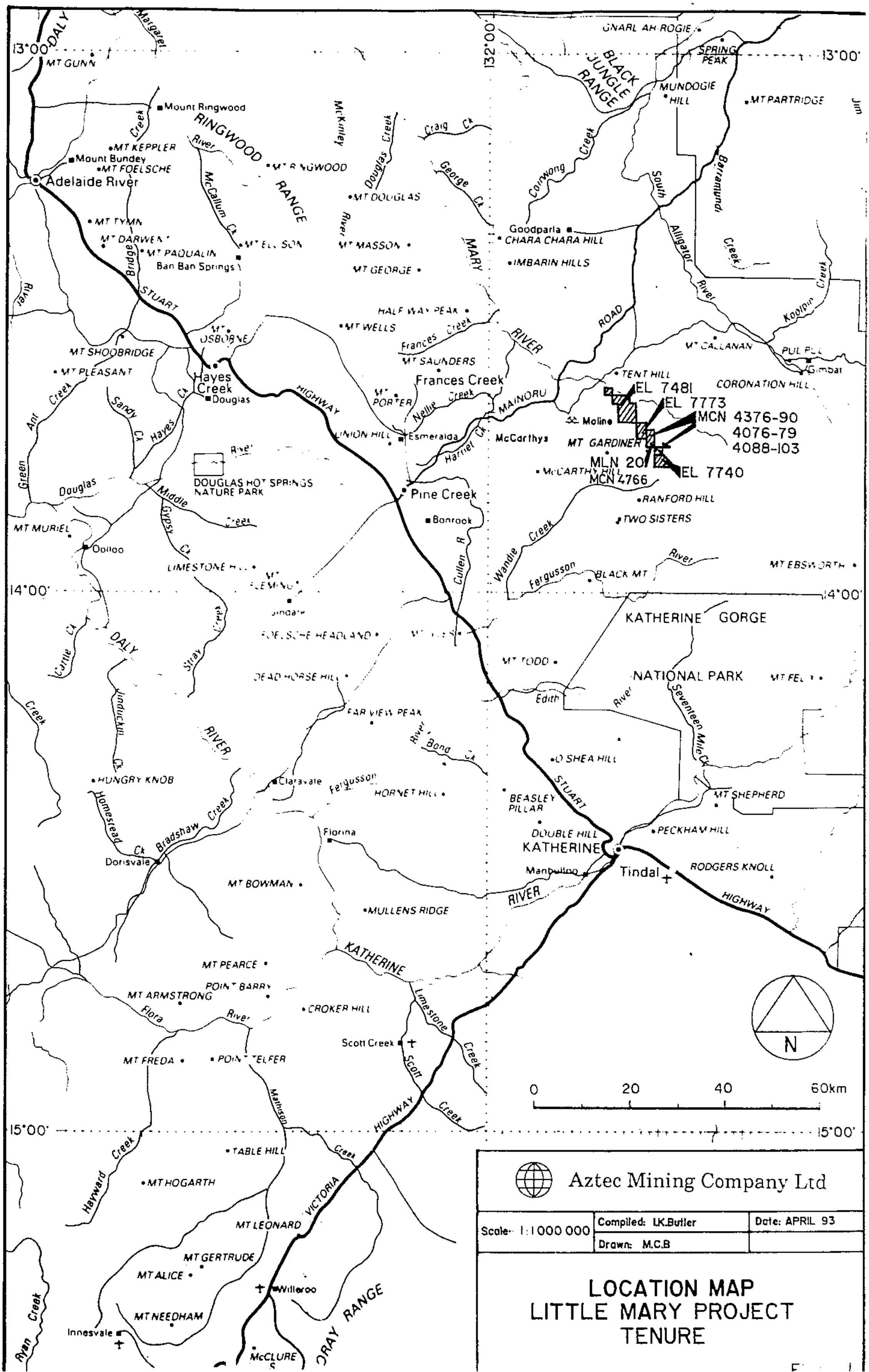
Aztec Mining Company Ltd
Scale: 1:1 000 000
Compiled: I.K.Butler
Date: APRIL 93
Drawn: M.C.B
LOCATION MAP
LITTLE MARY PROJECT
TENURE
EL 7481
EL 7773
MCN 4376-90
4076-79
4088-103
MLN 20
EL 7740
MCN 4766
0 20 40 60km
N
13°00'
14°00'
15°00'
132°00'
Adelaide River
Mount Bundey
Mount Ringwood
Hayes Creek
Douglas
Pine Creek
Katherine
Tindal
Goodparla
Mount Bundey
Dorisvale
Florina
Claravale
Scott Creek
Willeroo
Innesvale
Manbulloo
Bonrook
Esmeralda
Frances Creek
Moline
McCarthys
Dooloo
Gimbat
KATHERINE GORGE
NATIONAL PARK
DOUGLAS HOT SPRINGS NATURE PARK
RINGWOOD RANGE
BLACK JUNGLE RANGE
MARY RIVER
STUART HIGHWAY
VICTORIA HIGHWAY
DALY RIVER
ROAD
KATHERINE RIVER
GRAY RANGE
MT GUNN
MT KEPPLER
MT FOELSCHE
MT RINGWOOD
MT DOUGLAS
MT TYMN
MT DARWEAT
MT PADUALIN
MT ELLISON
MT MASSON
MT GEORGE
HALF WAY PEAK
MT WELLS
MT OSBORNE
MT SHOOBRIDGE
MT PLEASANT
MT SAUNDERS
MT PORTER
UNION HILL
MT MURIEL
LIMESTONE HILL
MT FLEMING
FOELSCHE HEADLAND
DEAD HORSE HILL
FAR VIEW PEAK
HUNGRY KNOB
HORNET HILL
MT BOWMAN
MULLENS RIDGE
MT PEARCE
POINT BARRY
MT ARMSTRONG
CROKER HILL
MT FREDA
POINT TELFER
TABLE HILL
MT HOGARTH
MT LEONARD
MT GERTRUDE
MT ALICE
MT NEEDHAM
McCLURE
GNARL AH ROGIE
SPRING PEAK
MUNDOGIE HILL
MT PARTRIDGE
MT CALLANAN
PUL PUL
TENT HILL
CORONATION HILL
MT GARDINER
McCARTHY HILL
RANFORD HILL
TWO SISTERS
CHARA CHARA HILL
IMBARIN HILLS
BLACK MT
MT EBSWORTH
MT TODD
O SHEA HILL
BEASLEY PILLAR
DOUBLE HILL
PECKHAM HILL
MT SHEPHERD
RODGERS KNOLL
Mount Ringwood
Mount Bundey
Adelaide River
Ban Ban Springs
Douglas
Esmeralda
Pine Creek
Bonrook
Dooloo
Goodparla
Moline
McCarthys
Gimbat
Frances Creek
Claravale
Florina
Dorisvale
Manbulloo
Tindal
Willeroo
Innesvale
Scott Creek
McCLURE

1. CONCLUSIONS

(1) There is little potential for significant polymetallic mineralisation at Coronet Hill.

(2) The EM conductive anomalies are caused by carbonaceous mudstone, however there are discrete subtle responses that could reflect sulphide mineralisation and require explanation.

(3) The mineralisation style is similar to that at Woodcutters. It occurs in dextral strike slip faults and is best developed in northerly trending shear link structures that cross cut the north west trend.

(4) Diamond drilling to date has revealed wide alteration zones, however the base metal sulphide filled veins are only thin (<1m).

(5) Geological mapping and airborne magnetics indicate the Mt Diamond granite shallowly underlies most of the mapped area.

2. INTRODUCTION

A report covering all the work undertaken by Aztec Mining Company Ltd for MCN's 4076-4079 and 4088-4103 was completed in 1994 (see Butler 1994). No further work has been undertaken since that time.

Mineral Claims N4376-4390 and 4766 (initially MLN 20) were contiguous with the above mineral claims and were explored concurrently. The work undertaken within these MCN's is included in this report.

Work undertaken within EL 6391, which was largely replaced by the abovementioned MCN's is referred to in the Bibliography.

The aim of this Final Report is to present work conducted by Aztec Mining, Normandy Metals Ltd, Nicron Resources Ltd and Dominion Gold Operations Pty Ltd under a Farm-In Agreement in 1997.

3. LOCATION AND ACCESS

The mineral claims are located 55 kms east north east of Pine Creek in the Coronet Hill area of the Northern Territory (see Figure 1). They are accessed by the sealed Kakadu Highway from Pine Creek to Mary River Roadhouse, thence twenty kms south east along graded station tracks following the Mary River Station Pastoral Lease boundary.

The topography is typically rugged and is dominated by a deeply incised central ridge line along which most of the old Coronet Hill workings occur.

4. *TENURE*

Mineral Claims 4076-4079 and 4088-4103 were originally granted to Aztec Mining Company Ltd on 3 June 1991 for a period of three years. When Normandy took over Aztec Mining, the MCN's were renewed under the name of Normandy Metals Ltd until 31 December 1998 (see Enclosure 1).

MCN's 4376-4390 were granted to Normandy Metals Ltd and MCN 4766 was granted to Nicron Resources Ltd and they expired on 3 January 1998.

Dominion Gold Operations Pty Ltd entered into a Farm-In Agreement over the mineral claims with Nicron Resources Ltd and Normandy Metals Ltd on 22 May 1995. Territory Goldfields N.L., which is managed by Northern Gold N.L., subsequently acquired Dominion Gold Operations Pty Ltd's interest in the Coronet Hill mineral claims. They withdrew from the Joint Venture in late 1997.

5. *PREVIOUS EXPLORATION*

The lode system was discovered in 1885 and was first worked for silver. In 1913 a company was set up to develop copper and arsenic mineralisation in the Coronet Hill area. In the period up to 1918 two adits (No.1 and No.2) were driven into the main area of mineralisation and two shafts were sunk at the South Extended Lease. No further ore was produced until 1929-30 when 14 tons of ore were picked from old dumps.

The area was abandoned until 1951-52 when a large sample was collected from the south drive of No.2 adit. Test work indicated the mineral association was complex and no further work was carried out.

United Uranium NL secured options over the area in 1956 but did not carry out any significant exploration until 1969. The work programme included detailed mapping/sampling of the surface and old mine workings followed by percussion and diamond drilling. This programme indicated reserves of 12,000 tons at 3.6% Cu, 10.9 oz/ton Ag, 8.2% As in the No.2 Adit area, Main Lode and 39,000 tons at 1.0% Cu, 2.1 oz/ton Ag in the South Extended Area (A.J. Cox 1970).

The area was subsequently explored in 1981 by Geopeko as part of a large regional programme searching for Mt Bonnie stratiform base metal style mineralisation associated with Gerowie Tuff and Mt Bonnie Formation of the South Alligator Group. They concluded a significant tonnage of ore grade material may be present at Coronet Hill and the Gerowie Tuff was prospective for stratiform base metal mineralisation, however the target was not considered worthy of exploration at the time (P. Nicholson 1981).

Following Geopeko, the Coronet Hill structure was initially explored by Australian Coal and Gold Holdings Ltd and then by Troy Resources Limited in a Joint Venture Agreement. Exploration activities included detailed prospecting, rock chip/stream sediment sampling and geological mapping culminating in RC drilling to test the most favourable zones. The drilling results were not encouraging and they withdrew from the various Joint Ventures (J.Doepel, Troy Resources, Final Report 1990).

6. *REGIONAL GEOLOGY*

6.1 Stratigraphy

Sediments and granite intrusions of the Pine Creek Geosyncline crop out in the area (see Enclosures 2, 3, 4 and 5).

The oldest unit is comprised of carbonaceous mudstone and dolomitic chert/mudstone which can be correlated with Koolpin Formation of the South Alligator group. Overlying these rocks are interbedded mudstone and chert grading into massive albitic chert (hornstone) beds correlatable with Gerowie Tuff of the South Alligator Group. Overlying this formation is mudstone with a distinctive BIF marking the top which is correlated with Mt Bonnie Formation of the South Alligator Group. The BIF grades up into siltstone, mudstone, pebble conglomerate and greywacke of the Burrell Creek Formation, Finniss River Group.

6.2 Intrusive Rocks

The Mount Diamond Granite outcrops in the south-western part of the area. A contact metamorphic aureole of at least one kilometre in width is composed of quartz muscovite hornfels. This metamorphism postdates regional deformation and cleavage development.

Numerous small bodies of porphyritic granite and quartz feldspar porphyry outcrop throughout the area. These have no associated contact metamorphic effects.

The wide contact aureole, numerous small granitic intrusive bodies, and low airborne magnetics response suggest the Mount Diamond Granite shallowly underlies most of the mapped area.

7. *LOCAL GEOLOGY*

The sediments consistently strike northwest - southwest in an anticline. [illegible] bedding dips and frequent changes in

mineralised lodes are interpreted to occur in a major fault system. Gossan geometry, shear link structures, and fold axis trends into the shear from the south east and away to the north west indicate the structure is a dextral strike slip fault.

At the Coronet Hill mine, mineralisation occurs on the surface as lodes comprised of silicified chert and vein quartz with local development of massive scorodite and/or limonite gossan. The sulphide bearing lodes are enclosed by quartz tourmaline veins which are believed to have been worked for tin (Cox, 1970 UUNL). The mineralisation occurs in a number of veins within lodes over a strike length of 4 kms. The veins are generally sub-parallel to both bedding (dip deeply southwest) and cleavage, and lie mainly within Koolpin and Burrell Creek Formation sediments. Better grades occur in 'shear link' structures. The veins are up to 2m thick. Sulphide minerals include arsenopyrite, pyrite chalcopyrite, galena, sphalerite, pyrrhotite, bornite, marcasite and digenite. Arsenopyrite comprises the bulk of the sulphides in all specimens.

Tin has been worked on a small scale at Ross Mine near Coronet Hill Copper Mine and at the Mary River Camp Mine to the near northwest.

8. *WORK CARRIED OUT DURING THE REPORTING PERIOD*

8.1 Geological Mapping

A base line orientated at 308°-128° magnitude was surveyed in by theodolite along the mineralised structure and crosslines were surveyed at 100m intervals by hip chain and compass. The mineralised area was geologically mapped in detail at 1:2500 scale (see Enclosures 3, 4 and 5) and interpreted at 1:5000 scale (see Enclosure 2).

8.2 Stream Sediment and Rock Chip Sampling

Details of samples collected within MCN's 4376-4390 are presented in this report. For samples collected within MCN's 4076-4079 and 4088-4103 see Butler 1994 and butler 1992.

In order to fully evaluate the mineralised structure, detailed stream sediment and rock chip sampling were conducted along the structure throughout the licence area. A total of 96 stream sediment samples were collected at sites 300-400m apart in all drainages off and alongside the structure. Approximately 200-300 grams of -40 mesh material were sieved at each site (see Enclosures 6 and 7 for sample location). Samples 85421-38, 85446, 85466, 85467, 85548 and 85549 were analysed for Cu(1), Pb(2), Zn(1) by AAS As(5) by XRF and Au 0.01 by Fire Assay at Classic Laboratories in Darwin (see Appendix I for analytical results). The remaining samples were analysed for Cu(2), Pb(2), Zn(1) Ag(0.5) by AAS, As(2), Bi(1) AAS (Hydride generation), Sn(5), W(5), XRF and Au(0.01) by Fire Assay at Assaycorp in Pine Creek.

In addition,222 rock chip samples were collected and gossans within the structures were systematically rock chip sampled at intervals of 30-

40m. Approximately 3-5kgs of selective grab samples were collected at each site. The samples were analysed for Cu(50), As(500), Ag(2), Bi(50) by AAS, Sn, W by XRF and Au by AAS at Classic Laboratories in Darwin (see Appendix I for analytical results).

Both the stream sediments and rock chips were highly anomalous in all elements over the strike length tested. A metal zonation was recognised and the best targets diamond drilled (see Enclosures 6 to 8).

8.3 Soil Sampling

During the 1997 field season, Northern Gold NL conducted a regional soil sampling programme, as part of a Farm-In Agreement with Normandy Woodcutters Limited.

A total of 129 samples were collected over thirteen 400m spaced lines, varying in length from 200m to 1500m, with samples collected at 25m intervals and composited to 100m. The samples were submitted to Assaycorp Pty Ltd in Pine Creek for BLEG, Au, As, Ag, Cu, Zn, Pb, Sn, Mo, Bi, U and W analysis (see Socic 1997).

Results indicate low level bedrock gold mineralisation within the Coronet Hill mineral claims. Spot high gold results returned were 6.6 ppb Au (sample 152031) and 4.9 ppb Au (sample 152144).

8.4 Geophysics

During August 1991, Solo Geophysics carried out a transient electromagnetic (T.E.M.) survey at Coronet Hill using twenty five traverses of about one kilometre in length, and spaced one hundred metres apart (see Enclosure 1).

Several conductors were revealed, located above a consistent deeper conductor, which was present over the entire length of the survey grid.

Of the shallower conductors one is prominent. A drilling target was defined within MLN 20. Subsequent drilling has revealed that the source of most of the conductors to be carbonaceous black shale (see Butler 1994 for details).

8.5 Diamond Drilling

See Butler 1994 for details.

9. *ENVIRONMENTAL / REHABILITATION REPORT*

The only substantial disturbance carried out by Normandy Woodcutters Limited within the Mineral Claims has been the construction of access tracks and drill pads for the diamond drilling.

The environmental disturbance was minimised by avoiding areas with large vegetation and constructing the tracks and drill pads to avoid maximum run off. During the 1993 field season all of the drill pads and roads were rehabilitated under the guidance from Mr K. Redwood, Department of Mines and Energy.

10. REFERENCES

Butler, I.K., 1992. Report on Operations Carried Out on MLN 20, Coronet Hill Area, Northern Territory. *Unpublished Report for the Northern Territory Department of Mines and Energy.*

Butler, I.K., 1992. Final Report for Exploration Licence 6391, Coronet Hill Area, Northern Territory. *Unpublished Report for the Northern Territory Department of Mines and Energy.*

Butler, I.K., 1994. Report on Operations Carried Out On Mineral Claims N4076-4079 and 4088-4103, Coronet Hill. Unpublished Report for NT Department of Mines and Energy.

Cox, A.O.J., 1970, UUNL. The Coronet Hill Copper Prospect. *Unpublished Internal Company Report - United Uranium N.L.*

Doepel, J.J.G., 1990. Annual Report for EL 6391 Ranford Hill, Northern Territory. *Unpublished Report for the Northern Territory Department of Mines and Energy.*

Nicholson, P.N., 1981. Exploration Licence 1446 - Mount Diamond. *Unpublished Report for the Northern Territory Department of Mines and Energy - Open File CR 81/225.*

Socic, N., 1997. Annual Report for MCN's 4076-4079, 4088-4103, 4376-4390 and 4766, Coronet Hill, Northern Territory. *Unpublished Report for NT Department of Mines and Energy.*

BIBLIOGRAPHIC DATA SHEET

REPORT NUMBER:	22985
REPORT TITLE:	Final Report for MCN's 4076-4079, 4088-4103, 4376-4390 and 4766 Little Mary Project
PROSPECT NAME:	Coronet Hill
TENEMENT NUMBERS:	MCN's 4076-4079, 4088-4103, 4376-4390 and 4766
OWNER/JV PARTNERS:	Normandy Woodcutters Limited - Nicron Resources Aztec Mining, Territory Goldfields N.L.
COMMODITIES:	Copper, Lead, Zinc, Tin
TECTONIC UNITS:	Pine Creek Geosyncline.
STRATIGRAPHIC UNITS:	Mt Bonnie Formation, Burrell Creek Formation
1:250,000 MAP SHEET:	Mount Evelyn SD 53-5
1:100,000 MAP SHEET:	Ranford Hill 5370
KEYWORDS:	Polymetallic vein deposits Mapping Rock chips Costeaning Soil sampling Diamond drilling EM survey Gossan sampling Stream sediment sampling

APPENDIX I

ANALYTICAL RESULTS STREAM SEDIMENT AND ROCK CHIP SAMPLES

ASSAYCORP PTY LTD
A.C.N. 052 982 911
174 Ward Street, Pine Creek, N.T. 0847
P.O. Box 41, Pine Creek, N.T. 0847
Telephone (089) 76 1262
Facsimile (089) 76 1310

ASSAY CODE: AC 03461

Woodcutters Joint Venture

Streams
Little Mary

Distribution

Ian Butler

Client Reference:

Project :

Cost Code:

Date Received: 29/07/1992

Number of Samples: 133

Sample Preparation

Analysis	Analytical Technique	Precision & Accuracy	Detection Limit	Data Units
Au	FA/GC	Acc. ± 15%	0.01	ppm
Au(R)	FA/GC	Acc. ± 15%	0.01	ppm
Au(R)	FA/GC	Acc. ± 15%	0.01	ppm
Au(R)	FA/GC	Acc. ± 15%	0.01	ppm
Ag	AAS/MA-3	Prec. ± 10%	0.5	ppm
Cu	AAS/MA-3	Prec. ± 10%	2	ppm
Pb	AAS/MA-3	Prec. ± 10%	2	ppm
Zn	AAS/MA-3	Prec. ± 10%	1	ppm
Bi	AAS/MA-3	Prec. ± 10%	1	ppm
Sn	XRF/	Prec. ± 10%	5	ppm
As	AAS/MA-3	Prec. ± 10%	2	ppm

Authorisation: Ray Wooldridge

Report Dated: 15/09/1992

ASSAYCORP PTY LTD
A.C.N. 052 982 911
174 Ward Street, Pine Creek, N.T. 0847
P.O. Box 41, Pine Creek, N.T. 0847
Telephone (089) 76 1262
Facsimile (089) 76 1310

ASSAY CODE: AC 03461

Sample	Au (ppm)	Au(R) (ppm)	Au(R) (ppm)	Au(R) (ppm)	Ag (ppm)	Cu (ppm)	Pb (ppm)
580943	<0.01				<0.5	14	103
580944	<0.01				<0.5	11	74
580945	<0.01				<0.5	9	201
580946	<0.01				<0.5	8	84
580947	<0.01				<0.5	6	17
580948	<0.01				<0.5	8	23
580949	<0.01				<0.5	3	21
580950	<0.01	<0.01			<0.5	19	99

ASSAYCORP PTY LTD
A.C.N. 052 982 911
174 Ward Street, Pine Creek, N.T. 0847
P.O. Box 41, Pine Creek, N.T. 0847
Telephone (089) 76 1262
Facsimile (089) 76 1310

ASSAY CODE: AC 03461

EL7773

EL7773

Sample	Zn (ppm)	Bi (ppm)	Sn (ppm)	As (ppm)
580943	57	<1	6	2
580944	41	<1	30	4
580945	82	<1	24	7
580946	24	<1	82	<2
580947	26	<1	<5	<2
580948	29	<1	<5	4
580949	18	<1	<5	<2
580950	56	<1	335	26

CLASSIC LABORATORIES LTD

Incorporated in WA; a wholly owned subsidiary of Amdel Ltd

Postal Address: P.O. Box 58, Berrimah, Northern Territory 0828
Marjorie Street., P.O. Box 58, Berrimah, Northern Territory 0828
Telephone: (089) 32 2637 Facsimile: (089) 32 3531

RECEIVED

11 SEP 1991

BY MAIL

WOODCUTTERS MINE
P.M.B. 60
WINNELLIE

NT 0821

ANALYSIS REPORT :

Your Reference	: 030544 D/S 11138	Our Reference	: 1DN0991
Samples Received	: 06/08/91	Results Reported	: 25/08/91
Number of Samples	: 175	Report Parts	: A & B

This report relates specifically to the samples tested in so far as the samples supplied are truly representative of the sample source.

If you have any enquiries please contact the undersigned quoting our reference as above.

Correct H.W

Report Codes :
N.A. -Not Analysed
L.N.R. -Listed But Not Received
I.S. -Insufficient Sample

Approved Signature:

for

Alan Ciplys
Manager - Darwin
CLASSIC LABORATORIES LTD

*** RELIABLE ANALYSES AND SERVICE ***

Job: 1DN0991B
O/N: 030544 D/S 11138

CLASSIC LABORATORIES LTD

Final

ANALYTICAL REPORT

RECEIVED
11 SEP 1991
BY MAIL

SAMPLE	Cu	Pb	Zn	Au	Au Dpl	As
85401	35	88	67	0.003	--	105
85402	38	61	25	0.002	--	72
85403	93	125	97	0.003	--	125
85404	195	270	220	0.007	--	220
85405	100	115	82	0.003	--	72
85406	46	85	75	0.001	--	56
85407	40	110	65	0.002	--	70
85408	44	95	92	0.003	--	88
85409	37	210	53	<0.001	--	66
85410	40	89	59	0.001	--	58
85411	34	100	46	<0.001	--	44
85412	28	92	42	<0.001	--	36
85413	30	85	42	0.002	--	36
85414	25	130	43	0.001	--	24
85415	57	115	81	0.002	--	155
85416	45	260	77	0.003	0.004	410
85417	32	270	54	0.001	--	220
85418	44	185	76	<0.001	--	200
85419	77	310	140	<0.001	--	310
85420	135	420	89	<0.001	--	600
85421	55	70	66	0.004	--	110
85422	58	60	72	0.003	--	150
85423	45	48	41	0.001	--	120
85424	64	51	45	0.004	--	98
85425	38	54	29	0.001	--	54
85426	48	45	28	0.002	--	64
85427	55	53	28	0.005	--	70
85428	41	28	16	0.004	--	24
85429	51	49	36	0.002	--	30
85430	73	60	29	0.005	--	200
85431	290	300	155	0.002	--	1280
85432	24	59	52	0.002	--	88
85433	45	105	98	0.002	--	160
85434	25	49	51	<0.001	--	80
85435	28	46	56	0.001	--	105
85436	30	26	61	0.003	--	72
85437	29	70	81	0.001	--	82
85438	24	39	165	0.002	0.003	76
85439	27	46	75	0.015	--	84
85440	28	99	52	0.002	--	66
85441	135	145	70	0.008	--	340
85442	49	230	105	0.003	--	140
85443	31	105	72	0.002	--	74
85444	50	87	47	0.007	--	105
85445	45	98	52	0.006	0.005	44
85446	31	70	28	0.004	--	40
85447	42	53	30	0.006	--	36
85448	25	40	20	0.003	--	26
85449	34	59	46	0.004	--	74
85450	29	160	35	<0.001	--	70
UNITS	ppm	ppm	ppm	ppm	ppm	ppm
DET.LIM	1	2	1	0.001	0.001	1
SCHEME	AAS2M	AAS2M	AAS2M	FA3	FA3	XRF1L

CLASSIC LABORATORIES LTD

Incorporated in WA: a wholly owned subsidiary of Amdel Ltd

Postal Address: P.O. Box 1032, Wangara, Western Australia 6065
34 Buckingham Drive, Wangara, Western Australia 6065
Telephone: (09) 409 8898 Facsimile: (09) 409 6317

Alan Ciplys
Classic Laboratories
Marjorie Street
BERRIMAH
N.T 0828

FINAL ANALYSIS REPORT

Your Order No: 1DN1039B Our Job Number : 1PE4092

Samples received : 14-AUG-1991 Results reported : 29-AUG-1991
No. of samples : 158
Report comprises a cover sheet and pages 1 to 4

This report relates specifically to the samples tested in so far as that the samples as supplied are truly representative of the sample source.

Note:
If you have any enquiries please contact Mr. Martin Lindsay quoting the above job number.

Approved Signature:

for

Martin Lindsay
Chief Chemist
CLASSIC LABORATORIES LTD

Report Codes:
N.A. - Not Available.
L.N.R. - Listed But Not Received.
I.S. - Insufficient Sample.

Distribution Codes:
CC - Carbon Copy
EM - Electronic Media
MM - Magnetic Media

"RELIABLE ANALYSIS AT COMPETITIVE COST"

CLASSIC LABORATORIES LTD

A.C.N. 009 076 555

th W.A.

Job Number:1PE4092
O/N :1DN1039B

ANALYTICAL REPORT

SAMPLE	As
85451 -40MESH	320
85452 -40MESH	50
85453 -40MESH	46
85454 -40MESH	44
85455 -40MESH	40
85456 -40MESH	34
85457 -40MESH	115
85458 -40MESH	56
85459 -40MESH	240
85460 -40MESH	54
85461 -40MESH	145
85462 -40MESH	105
85463 -40MESH	110
85464 -40MESH	160
85465 -40MESH	72
85466 -40MESH	145
85467 -40MESH	36
85468 -40MESH	280
85469 -40MESH	230
85470 -40MESH	220
85471 -40MESH	120
85472 -40MESH	140
85473 -40MESH	42
85474 -40MESH	28
85475 -40MESH	40
85476 -40MESH	250
85477 -40MESH	130
85478 -40MESH	2050
85479 -40MESH	270
85480 -40MESH	230
85481 -40MESH	140
85482 -40MESH	200
85483 -40MESH	250
85484 -40MESH	230
85485 -40MESH	105
85486 -40MESH	105
85487 -40MESH	56
85488 -40MESH	120
85489 -40MESH	64
85490 -40MESH	135
UNITS	ppm
SCHEME	XRF1L

CLASSIC LABORATORIES LTD

A.C.N. 009 076 555

Job Number:1PE4092
O/N :1DN1039B

ANALYTICAL REPORT

SAMPLE	As
85531 -40MESH	40
85532 -40MESH	120
85533 -40MESH	155
85534 -40MESH	100
85535 -40MESH	140
85536 -40MESH	105
85537 -40MESH	340
85538 -40MESH	180
85539 -40MESH	98
85540 -40MESH	90
85541 -40MESH	260
85542 -40MESH	94
85543 -40MESH	125
85544 -40MESH	115
85545 -40MESH	105
85546 -40MESH	100
85547 -40MESH	210
85548 -40MESH	300
85549 -40MESH	330
85550 -40MESH	290
85551 -40MESH	86
85552 -40MESH	175
85553 -40MESH	185
85554 -40MESH	120
85555 -40MESH	68
85556 -40MESH	160
85557 -40MESH	86
85558 -40MESH	120
85559 -40MESH	72
85560 -40MESH	92
85561 -40MESH	50
85562 -40MESH	54
85563 -40MESH	86
85564 -40MESH	94
85565 -40MESH	260
85566 -40MESH	175
85567 -40MESH	32
85568 -40MESH	10
85569 -40MESH	18
85570 -40MESH	32
UNITS	ppm
SCHEME	XRF1L

Job: 1DN0991B
O/N: 030544 D/S 11138

CLASSIC LABORATORIES LTD

Final

ANALYTICAL REPORT

RECEIVED
11 SEP 1991
BY MAIL

SAMPLE	Cu	Pb	Zn	Au	Au Dpl	As
85401	35	88	67	0.003	--	105
85402	38	61	25	0.002	--	72
85403	93	125	97	0.003	--	125
85404	195	270	220	0.007	--	220
85405	100	115	82	0.003	--	72
85406	46	85	75	0.001	--	56
85407	40	110	65	0.002	--	70
85408	44	95	92	0.003	--	88
85409	37	210	53	<0.001	--	66
85410	40	89	59	0.001	--	58
85411	34	100	46	<0.001	--	44
85412	28	92	42	<0.001	--	36
85413	30	85	42	0.002	--	36
85414	25	130	43	0.001	--	24
85415	57	115	81	0.002	--	155
85416	45	260	77	0.003	0.004	410
85417	32	270	54	0.001	--	220
85418	44	185	76	<0.001	--	200
85419	77	310	140	<0.001	--	310
85420	135	420	89	<0.001	--	600
85421	55	70	66	0.004	--	110
85422	58	60	72	0.003	--	150
85423	45	48	41	0.001	--	120
85424	64	51	45	0.004	--	98
85425	38	54	29	0.001	--	54
85426	48	45	28	0.002	--	64
85427	55	53	28	0.005	--	70
85428	41	28	16	0.004	--	24
85429	51	49	36	0.002	--	30
85430	73	60	29	0.005	--	200
85431	290	300	155	0.002	--	1280
85432	24	59	52	0.002	--	88
85433	45	105	98	0.002	--	160
85434	25	49	51	<0.001	--	80
85435	28	46	56	0.001	--	105
85436	30	26	61	0.003	--	72
85437	29	70	81	0.001	--	82
85438	24	39	165	0.002	0.003	76
85439	27	46	75	0.015	--	84
85440	28	99	52	0.002	--	66
85441	135	145	70	0.008	--	340
85442	49	230	105	0.003	--	140
85443	31	105	72	0.002	--	74
85444	50	87	47	0.007	--	105
85445	45	98	52	0.006	0.005	44
85446	31	70	28	0.004	--	40
85447	42	53	30	0.006	--	36
85448	25	40	20	0.003	--	26
85449	34	59	46	0.004	--	74
85450	29	160	35	<0.001	--	70
UNITS	ppm	ppm	ppm	ppm	ppm	ppm
DET.LIM	1	2	1	0.001	0.001	1
SCHEME	AAS2M	AAS2M	AAS2M	FA3	FA3	XRF1L

ASSAYCORP PTY LTD
A.C.N. 052 982 911
174 Ward Street, Pine Creek, N.T. 0847
P.O. Box 41, Pine Creek, N.T. 0847
Telephone (089) 76 1262
Facsimile (089) 76 1310

ASSAY CODE: AC 03433

Woodcutters Joint Venture

Streams
Little Mary

Distribution

Ian Butler

Client Reference: Batch 2
Project :
Cost Code:

Date Received: 28/07/1992
Number of Samples: 103

Sample Preparation

Analysis	Analytical Technique	Precision & Accuracy	Detection Limit	Data Units
Au	FA/GC	Acc. ± 15%	0.01	ppm
Au(R)	FA/GC	Acc. ± 15%	0.01	ppm
Cu	AAS/MA-3	Prec. ± 10%	2	ppm
Pb	AAS/MA-3	Prec. ± 10%	2	ppm
Zn	AAS/MA-3	Prec. ± 10%	1	ppm
Ag	AAS/MA-3	Prec. ± 10%	0.5	ppm
As	AAS/MA-3	Prec. ± 10%	2	ppm
Bi	AAS/MA-3	Prec. ± 10%	1	ppm
Sn	XRF/	Prec. ± 10%	5	ppm
W	XRF/	Prec. ± 10%	5	ppm

Authorisation: Ray Wooldridge
Report Dated: 15/09/1992

ASSAYCORP PTY LTD
A.C.N. 052 982 911
174 Ward Street, Pine Creek, N.T. 0847
P.O. Box 41, Pine Creek, N.T. 0847
Telephone (089) 76 1262
Facsimile (089) 76 1310

ASSAY CODE: AC 03433

Sample	Au (ppm)	Au(R) (ppm)	Cu (ppm)	Pb (ppm)	Zn (ppm)	Ag (ppm)	As (ppm)
580901	<0.01		23	128	21	<0.5	8
580902	<0.01		21	212	27	<0.5	8
580903	<0.01	<0.01	38	213	81	0.5	20
580904	<0.01		39	126	55	<0.5	46
580905	<0.01		43	71	36	<0.5	37
580906	<0.01		30	72	25	<0.5	48
580907	<0.01	<0.01	43	135	50	0.5	48
580908	<0.01		40	186	72	<0.5	45
580909	<0.01		43	167	51	<0.5	30
580910	<0.01		33	201	42	<0.5	41
580911	<0.01		36	381	51	<0.5	63
580912	<0.01		48	357	55	<0.5	44
580913	<0.01		35	295	61	<0.5	39
580914	<0.01		33	237	46	<0.5	25
580915	<0.01		29	268	31	<0.5	22
580916	0.01		21	243	36	<0.5	33
580917	<0.01		24	119	34	<0.5	19
580918	<0.01	<0.01	-IS-	-IS-	-IS-	-IS-	-IS-
580919	<0.01		45	319	46	<0.5	41
580920	<0.01		16	51	27	<0.5	<2
580921	<0.01		3	41	27	<0.5	<2
580922	<0.01		14	35	14	<0.5	<2
580923	<0.01		11	82	36	<0.5	<2
580924	<0.01		3	57	28	<0.5	<2
580925	<0.01		4	81	33	<0.5	<2

ASSAYCORP PTY LTD
A.C.N. 052 982 911
174 Ward Street, Pine Creek, N.T. 0847
P.O. Box 41, Pine Creek, N.T. 0847
Telephone (089) 76 1262
Facsimile (089) 76 1310

ASSAY CODE: AC 03433

Sample	Bi (ppm)	Sn (ppm)	W (ppm)
580901	<1	39	5
580902	<1	34	8
580903	3	87	<5
580904	4	318	7
580905	4	36	6
580906	4	55	11
580907	6	277	<5
580908	3	690	5
580909	5	134	9
580910	5	655	11
580911	8	1755	8
580912	8	728	7
580913	6	200	<5
580914	7	81	<5
580915	4	178	9
580916	7	99	5
580917	6	150	6
580918	-IS-	-IS-	-IS-
580919	12	253	10
580920	3	23	<5
580921	3	10	6
580922	<1	40	6
580923	<1	53	10
580924	<1	26	6
580925	<1	1375	6

ASSAYCORP PTY LTD
A.C.N. 052 982 911
174 Ward Street, Pine Creek, N.T. 0847
P.O. Box 41, Pine Creek, N.T. 0847
Telephone (089) 76 1262
Facsimile (089) 76 1310

ASSAY CODE: AC 03433

Sample	Au (ppm)	Au(R) (ppm)	Cu (ppm)	Pb (ppm)	Zn (ppm)	Ag (ppm)	As (ppm)
580926	<0.01		4	69	40	<0.5	<2
580927	<0.01		14	90	51	<0.5	34
580928	<0.01	<0.01	7	53	34	<0.5	27

ASSAYCORP PTY LTD
A.C.N. 052 982 911
174 Ward Street, Pine Creek, N.T. 0847
P.O. Box 41, Pine Creek, N.T. 0847
Telephone (089) 76 1262
Facsimile (089) 76 1310

ASSAY CODE: AC 03433

Sample	Bi (ppm)	Sn (ppm)	W (ppm)
580926	<1	145	8
580927	4	337	<5
580928	4	89	10

ASSAYCORP PTY LTD
A.C.N. 052 982 911
174 Ward Street, Pine Creek, N.T. 0847
P.O. Box 41, Pine Creek, N.T. 0847
Telephone (089) 76 1262
Facsimile (089) 76 1310

ASSAY CODE: AC 03428

Woodcutters Joint Venture

Little Mary ✓

Distribution

Ian Butler

Client Reference: Batch 1

Project :

Cost Code:

Date Received: 23/07/1992

Number of Samples: 100

Sample Preparation

Little May streams

Analysis	Analytical Technique	Precision & Accuracy	Detection Limit	Data Units
Au	FA/GC	Acc. ± 15%	0.01	ppm
Au(R)	FA/GC	Acc. ± 15%	0.01	ppm
Cu	AAS/MA-3	Prec. ± 10%	2	ppm
Pb	AAS/MA-3	Prec. ± 10%	2	ppm
Zn	AAS/MA-3	Prec. ± 10%	1	ppm
Ag	AAS/MA-3	Prec. ± 10%	0.5	ppm
As	AAS/MA-3	Prec. ± 10%	2	ppm
Bi	AAS/MA-3	Prec. ± 10%	1	ppm
Sn	XRF/	Prec. ± 10%	5	ppm
W	XRF/	Prec. ± 10%	5	ppm

Authorisation: Ray Wooldridge

Report Dated: 26/08/1992

ASSAYCORP PTY LTD
A.C.N. 052 982 911
174 Ward Street, Pine Creek, N.T. 0847
P.O. Box 41, Pine Creek, N.T. 0847
Telephone (089) 76 1262
Facsimile (089) 76 1310

ASSAY CODE: AC 03428

Sample	Au (ppm)	Au(R) (ppm)	Cu (ppm)	Pb (ppm)	Zn (ppm)	Ag (ppm)	As (ppm)
580651	0.02		39	225	99	<0.5	194
580652	<0.01		44	108	101	<0.5	189
580653	<0.01		33	182	116	<0.5	145
580654	<0.01	<0.01	41	260	136	<0.5	135
580655	<0.01		16	108	83	<0.5	20
580656	<0.01		13	29	45	<0.5	10
580657	<0.01		12	46	38	<0.5	8
580658	<0.01		25	99	74	<0.5	14
580659	<0.01		14	49	57	<0.5	10
580660	<0.01		8	18	23	<0.5	4
580661	<0.01		12	48	51	<0.5	9
580662	<0.01		13	56	71	<0.5	8
580663	<0.01	<0.01	12	40	62	<0.5	6
580664	<0.01		9	25	18	<0.5	3
580665	<0.01		12	69	61	<0.5	9
580666	<0.01		13	86	61	<0.5	8
580667	<0.01		14	41	57	<0.5	7
580668	<0.01		15	102	74	<0.5	10
580669	<0.01		13	63	49	<0.5	6
580670	<0.01		11	172	74	<0.5	14
580671	<0.01		14	122	82	<0.5	9
580672	<0.01		11	59	44	<0.5	6
580673	2.69	2.82	16	215	88	<0.5	13
580674	0.01		17	120	85	<0.5	12
580675	<0.01		21	355	150	<0.5	17

ASSAYCORP PTY LTD
A.C.N. 052 982 911
174 Ward Street, Pine Creek, N.T. 0847
P.O. Box 41, Pine Creek, N.T. 0847
Telephone (089) 76 1262
Facsimile (089) 76 1310

ASSAY CODE: AC 03428

Sample	Bi (ppm)	Sn (ppm)	W (ppm)
580651	5	435	<5
580652	8	97	<5
580653	4	136	<5
580654	9	756	12
580655	4	74	<5
580656	<1	10	<5
580657	<1	7	5
580658	<1	16	<5
580659	<1	7	<5
580660	<1	<5	<5
580661	<1	14	<5
580662	<1	9	<5
580663	<1	9	7
580664	<1	65	<5
580665	<1	18	5
580666	<1	39	<5
580667	<1	398	8
580668	<1	36	<5
580669	<1	29	9
580670	<1	202	<5
580671	<1	51	<5
580672	<1	28	6
580673	<1	373	10
580674	<1	149	<5
580675	<1	233	6

ASSAYCORP PTY LTD
A.C.N. 052 982 911
174 Ward Street, Pine Creek, N.T. 0847
P.O. Box 41, Pine Creek, N.T. 0847
Telephone (089) 76 1262
Facsimile (089) 76 1310

ASSAY CODE: AC 03428

Sample	Au (ppm)	Au(R) (ppm)	Cu (ppm)	Pb (ppm)	Zn (ppm)	Ag (ppm)	As (ppm)
580676	<0.01		13	277	81	<0.5	29
580677	<0.01		16	229	77	<0.5	24
580678	<0.01		26	533	76	<0.5	46
580679	1.58 CONTAMINATION	1.53	14	130	57	<0.5	22
580680	<0.01 RPT SAMPLE <0.01	<0.01	14	119	71	<0.5	12
580681	0.48	0.50	9	279	72	<0.5	18
580682	0.01		15	160	68	<0.5	22
580683	<0.01		8	97	44	<0.5	16
580684	<0.01		10	235	86	<0.5	18
580685	<0.01		14	154	80	<0.5	12
580686	<0.01		12	155	67	<0.5	16
580687	<0.01		8	24	24	<0.5	10
580688	0.30	0.23	10	94	21	<0.5	9
580689	<0.01		14	172	83	<0.5	28
580690	<0.01		12	179	84	<0.5	25
580691	<0.01		16	198	98	<0.5	19
580692	<0.01		36	391	69	<0.5	23
580693	<0.01		19	277	90	<0.5	41
580694	<0.01		18	237	79	<0.5	11
580695	<0.01		15	199	102	<0.5	20
580696	<0.01		15	176	78	<0.5	19
580697	<0.01	<0.01	31	323	148	<0.5	32
580698	<0.01		23	404	154	<0.5	36
580699	0.01		40	201	83	<0.5	27
580700	<0.01		37	331	96	<0.5	34

ASSAYCORP PTY LTD
A.C.N. 052 982 911
174 Ward Street, Pine Creek, N.T. 0847
P.O. Box 41, Pine Creek, N.T. 0847
Telephone (089) 76 1262
Facsimile (089) 76 1310

ASSAY CODE: AC 03428

Sample	Bi (ppm)	Sn (ppm)	W (ppm)
580676	<1	208	<5
580677	3	296	<5
580678	4	1181	<5
580679	<1	266	7
580680	<1	166	7
580681	<1	228	8
580682	<1	789	<5
580683	<1	374	<5
580684	<1	481	6
580685	<1	160	7
580686	<1	584	<5
580687	<1	213	<5
580688	<1	1720	6
580689	<1	267	<5
580690	<1	79	5
580691	<1	667	7
580692	<1	165	<5
580693	<1	2053	13
580694	<1	97	6
580695	<1	535	8
580696	<1	905	7
580697	<1	2405	13
580698	<1	6567	14
580699	<1	1647	9
580700	<1	2275	12

ASSAYCORP PTY LTD
A.C.N. 052 982 911
174 Ward Street, Pine Creek, N.T. 0847
P.O. Box 41, Pine Creek, N.T. 0847
Telephone (089) 76 1262
Facsimile (089) 76 1310

RECEIVED
16 OCT 1992

ASSAY CODE: AC 03954

Woodcutters Joint Venture
Little Mary
Rock Chips

Distribution
Ian Butler

Client Reference: Batch 30
Project :
Cost Code:

Date Received: 04/09/1992
Number of Samples: 31

Sample Preparation

Analysis	Analytical Technique	Precision & Accuracy	Detection Limit	Data Units
Au	FA/GC	Acc. ± 15%	0.01	ppm
Au(R)	FA/GC	Acc. ± 15%	0.01	ppm
Cu	AAS/MA-3	Prec. ± 10%	2	ppm
Pb	AAS/MA-3	Prec. ± 10%	2	ppm
Ag	AAS/MA-3	Prec. ± 10%	0.5	ppm
Zn	AAS/MA-3	Prec. ± 10%	1	ppm
Bi	AAS/MA-3	Prec. ± 10%	5	ppm
As	AAS/MA-3	Prec. ± 10%	100	ppm
Sn	XRF/D410	Prec. ± 10%	5	ppm
W	XRF/D410	Prec. ± 10%	5	ppm

Authorisation: Ray Wooldridge
Report Date: 06/10/1992

ASSAYCORP PTY LTD
A.C.N. 052 982 911
174 Ward Street, Pine Creek, N.T. 0847
P.O. Box 41, Pine Creek, N.T. 0847
Telephone (089) 76 1262
Facsimile (089) 76 1310

ASSAY CODE: AC 03954

Sample	Au (ppm)	Au(R) (ppm)	Cu (ppm)	Pb (ppm)	Ag (ppm)	Zn (ppm)	Bi (ppm)
582321	0.01	<0.01	25	433	1.5	11	7
582322	<0.01		29	742	0.9	16	<5
582323	<0.01		62	1610	0.9	175	<5
582324	<0.01	<0.01	106	4200	2.4	25	12
582325	0.06	0.08	81	7400	9.2	44	31
582326	<0.01		324	4750	50.8	26	604
582327	0.06		116	6500	12.5	31	203
582328	0.05		48	4100	3.4	19	16
582329	0.01	<0.01	28	1520	3.6	26	7
582330	0.05	0.03	39	2850	3.9	16	47
582331	0.01		40	4000	6.4	49	6
582332	0.01		68	3300	3.1	265	<5
582333	0.06	0.04	40	3300	15.1	51	<5
582334	<0.01	<0.01	22	2150	1.6	16	<5
582335	<0.01		28	1690	1.8	98	<5
582336	<0.01		28	435	1.9	24	<5
582337	<0.01		85	596	2.3	35	<5
582338	<0.01		49	1900	7.1	62	<5
582339	<0.01	<0.01	99	652	4.3	49	13
582340	<0.01	<0.01	1518	6500	22.5	221	542
582341	<0.01		31	563	3.1	14	62
582342	<0.01		23	370	1.7	24	8
582343	<0.01		225	4500	5.4	23	581
582344	<0.01		34	446	2.4	8	9
582345	<0.01		87	1309	1.3	11	94

ASSAYCORP PTY LTD
A.C.N. 052 982 911
174 Ward Street, Pine Creek, N.T. 0847
P.O. Box 41, Pine Creek, N.T. 0847
Telephone (089) 76 1262
Facsimile (089) 76 1310

ASSAY CODE: AC 03954

Sample	As (ppm)	Sn (ppm)	W (ppm)
582321	215	218	9
582322	224	221	15
582323	133	608	9
582324	1955	183	11
582325	3096	276	19
582326	7130	1138	391
582327	3120	389	113
582328	1685	425	7
582329	420	261	11
582330	1551	746	12
582331	1410	345	8
582332	864	186	22
582333	948	526	25
582334	727	118	7
582335	426	73	18
582336	105	165	10
582337	218	158	8
582338	582	415	11
582339	202	253	10
582340	5063	796	237
582341	204	579	104
582342	110	1498	12
582343	4729	200	22
582344	125	497	39
582345	471	222	66

ASSAYCORP PTY LTD
A.C.N. 052 982 911
174 Ward Street, Pine Creek, N.T. 0847
P.O. Box 41, Pine Creek, N.T. 0847
Telephone (089) 76 1262
Facsimile (089) 76 1310

ASSAY CODE: AC 03954

Sample	Au (ppm)	Au(R) (ppm)	Cu (ppm)	Pb (ppm)	Ag (ppm)	Zn (ppm)	Bi (ppm)
582346	<0.01		14	1816	<0.5	12	<5
582347	<0.01	<0.01	18	998	2.2	54	<5
582348	<0.01		12	250	<0.5	24	<5
582349	<0.01		56	509	7.0	11	6
582350	<0.01		87	8400	2.0	260	6
582351	<0.01	<0.01	18	1750	1.0	49	<5

ASSAYCORP PTY LTD
A.C.N. 052 982 911
174 Ward Street, Pine Creek, N.T. 0847
P.O. Box 41, Pine Creek, N.T. 0847
Telephone (089) 76 1262
Facsimile (089) 76 1310

ASSAY CODE: AC 03954

Sample	As (ppm)	Sn (ppm)	W (ppm)
582346	717	76	5
582347	<100	122	<5
582348	<100	537	11
582349	1199	87	8
582350	3347	207	<5
582351	849	388	7

ASSAYCORP PTY LTD
A.C.N. 052 982 911
174 Ward Street, Pine Creek, N.T. 0847
P.O. Box 41, Pine Creek, N.T. 0847
Telephone (089) 76 1262
Facsimile (089) 76 1310

RECEIVED
16 OCT 1992

ASSAY CODE: AC 03975

Woodcutters Joint Venture

Little Mary
Rock Chips

Distribution

Ian Butler

Client Reference:
Project :
Cost Code:

Date Received: 06/09/1992
Number of Samples: 22

Sample Preparation

Analysis	Analytical Technique	Precision & Accuracy	Detection Limit	Data Units
Au	FA50	Acc. ± 15%	0.01	ppm
Au(R)	FA50	Acc. ± 15%	0.01	ppm
Cu	AAS/MA-3	Prec. ± 10%	2	ppm
Pb	AAS/MA-3	Prec. ± 10%	2	ppm
Zn	AAS/MA-3	Prec. ± 10%	1	ppm
Ag	AAS/MA-3	Prec. ± 10%	0.5	ppm
As	AAS/MA-3	Prec. ± 10%	2	ppm
Bi	AAS/MA-3	Prec. ± 10%	1	ppm
Sn	XRF/X41C	Prec. ± 10%	5	ppm
W	XRF/X41C	Prec. ± 10%	5	ppm

Authorisation: Ray Wooldridge
Report Date: 11/10/1992

ASSAYCORP PTY LTD
A.C.N. 052 982 911
174 Ward Street, Pine Creek, N.T. 0847
P.O. Box 41, Pine Creek, N.T. 0847
Telephone (089) 76 1262
Facsimile (089) 76 1310

ASSAY CODE: AC 03975

Sample	Au (ppm)	Au(R) (ppm)	Cu (ppm)	Pb (ppm)	Zn (ppm)	Ag (ppm)	As (ppm)
582352	<0.01		40	6300	80	1.0	359
582353	<0.01		21	2235	76	2.1	400
582354	<0.01		36	2847	136	0.9	375
582355	<0.01		30	7150	22	0.5	877
582356	<0.01	<0.01	124	3.21%	122	3.6	7475
582357	<0.01		28	2315	140	0.6	209
582358	<0.01		27	418	65	0.7	79
582359	<0.01	<0.01	47	3975	10	1.6	975
582360	<0.01		50	533	15	1.6	49
582361	<0.01		92	1.86%	143	3.0	3193
582362	<0.01		49	400	139	0.9	142
582363	<0.01		27	547	22	1.0	88
582364	<0.01		76	2786	83	3.0	426
582365	<0.01		72	1850	106	1.4	140
582366	<0.01	<0.01	57	1859	50	1.3	209
582367	<0.01		73	2196	49	1.1	182
582368	<0.01		30	544	63	1.0	77
582369	<0.01		70	9300	167	0.8	2215
582370	<0.01		98	723	26	1.1	273
582371	<0.01		29	285	92	0.7	40
582372	<0.01	<0.01	68	401	19	6.2	118
582373	<0.01		40	657	154	3.1	135

ASSAYCORP PTY LTD
A.C.N. 052 982 911
174 Ward Street, Pine Creek, N.T. 0847
P.O. Box 41, Pine Creek, N.T. 0847
Telephone (089) 76 1262
Facsimile (089) 76 1310

ASSAY CODE: AC 03975

Sample	Bi (ppm)	Sn (ppm)	W (ppm)
582352	6	448	10
582353	59	1016	6
582354	3	111	6
582355	16	421	13
582356	30	470	9
582357	7	793	12
582358	3	209	5
582359	73	262	7
582360	8	163	6
582361	25	423	6
582362	8	362	9
582363	16	246	5
582364	64	191	9
582365	48	3252	10
582366	33	282	9
582367	39	403	16
582368	57	844	<5
582369	23	573	16
582370	101	850	16
582371	11	148	<5
582372	196	2252	26
582373	33	1212	9

ASSAYCORP PTY LTD
A.C.N. 052 982 911
174 Ward Street, Pine Creek, N.T. 0847
P.O. Box 41, Pine Creek, N.T. 0847
Telephone (089) 76 1262
Facsimile (089) 76 1310

RECEIVED
16 OCT 1992

ASSAY CODE: AC 03997

Woodcutters Joint Venture
little Mary
Rock Chips

Distribution
Ian Butler

Client Reference: Batch 35
Project :
Cost Code:

Date Received: 08/09/1992
Number of Samples: 11

Sample Preparation

Analysis	Analytical Technique	Precision & Accuracy	Detection Limit	Data Units
Au	FA/GC	Acc. ± 15%	0.01	ppm
Au(R)	FA/GC	Acc. ± 15%	0.01	ppm
Cu	AAS/MA-3	Prec. ± 10%	2	ppm
Pb	AAS/MA-3	Prec. ± 10%	2	ppm
Zn	AAS/MA-3	Prec. ± 10%	1	ppm
As	AAS/MA-3	Prec. ± 10%	2	ppm
Bi	AAS/MA-3	Prec. ± 10%	1	ppm
Ag	AAS/MA-3	Prec. ± 10%	0.5	ppm
Sn	XRF/D410	Prec. ± 10%	5	ppm
W	XRF/D410	Prec. ± 10%	5	ppm

Authorisation: Ray Wooldridge
Report Dated: 06/10/1992

ASSAYCORP PTY LTD
A.C.N. 052 982 911
174 Ward Street, Pine Creek, N.T. 0847
P.O. Box 41, Pine Creek, N.T. 0847
Telephone (089) 76 1262
Facsimile (089) 76 1310

ASSAY CODE: AC 03997

Sample	Au (ppm)	Au(R) (ppm)	Cu (ppm)	Pb (ppm)	Zn (ppm)	As (ppm)	Bi (ppm)
582374	<0.01		73	827	74	284	7
582375	<0.01		80	1070	107	536	16
582376	<0.01		43	276	28	37	7
582377	<0.01		46	324	28	44	8
582378	<0.01		33	611	165	174	3
582379	<0.01		17	668	57	445	3
582380	<0.01		27	789	202	316	3
582381	<0.01		30	493	221	44	3
582382	<0.01	<0.01	25	521	376	51	<1
582383	<0.01		36	573	389	21	<1
582384	<0.01	<0.01	37	572	648	165	13

ASSAYCORP PTY LTD
A.C.N. 052 982 911
174 Ward Street, Pine Creek, N.T. 0847
P.O. Box 41, Pine Creek, N.T. 0847
Telephone (089) 76 1262
Facsimile (089) 76 1310

ASSAY CODE: AC 03997

Sample	Ag (ppm)	Sn (ppm)	W (ppm)
582374	<0.5	210	19
582375	<0.5	501	25
582376	<0.5	292	17
582377	<0.5	330	19
582378	<0.5	780	11
582379	<0.5	149	6
582380	<0.5	93	14
582381	4.0	281	13
582382	<0.5	38	14
582383	<0.5	45	7
582384	<0.5	104	17

ASSAYCORP PTY LTD
A.C.N. 052 982 911
174 Ward Street, Pine Creek, N.T. 0847
P.O. Box 41, Pine Creek, N.T. 0847
Telephone (089) 76 1262
Facsimile (089) 76 1310

RECEIVED
16 OCT 1992

ASSAY CODE: AC 04041

Woodcutters Joint Venture
hittle Mary
Rock Chips ✓

Distribution
Ian Butler

Client Reference: Batch 41
Project :
Cost Code:

Date Received: 11/09/1992
Number of Samples: 64

Sample Preparation

Analysis	Analytical Technique	Precision & Accuracy	Detection Limit	Data Units
Au	FA/GC	Acc. ± 15%	0.01	ppm
Au(R)	FA/GC	Acc. ± 15%	0.01	ppm
Cu	AAS/MA-3	Prec. ± 10%	2	ppm
Pb	AAS/MA-3	Prec. ± 10%	2	ppm
Ag	AAS/MA-3	Prec. ± 10%	0.5	ppm
Zn	AAS/MA-3	Prec. ± 10%	1	ppm
Bi	AAS/MA-3	Prec. ± 10%	1	ppm
As	AAS/MA-3	Prec. ± 10%	100	ppm
Sn	XRF/D410	Prec. ± 10%	5	ppm
W	XRF/D410	Prec. ± 10%	5	ppm

Authorisation: Ray Wooldridge
Report Dated: 06/10/1992

ASSAYCORP PTY LTD
A.C.N. 052 982 911
174 Ward Street, Pine Creek, N.T. 0847
P.O. Box 41, Pine Creek, N.T. 0847
Telephone (089) 76 1262
Facsimile (089) 76 1310

ASSAY CODE: AC 04041

Sample	Au (ppm)	Au(R) (ppm)	Cu (ppm)	Pb (ppm)	Ag (ppm)	Zn (ppm)	Bi (ppm)
582385	<0.01		64	1190	1.2	71	4
582386	0.01		283	4050	8.8	823	6
582387	<0.01		248	4.90%	17.8	262	69
582388	<0.01		70	4800	2.6	75	8
582389	<0.01		21	641	0.5	94	6
582390	<0.01		19	514	<0.5	19	<1
582391	<0.01		52	926	<0.5	34	6
582392	<0.01	<0.01	64	1600	1.1	125	5
582393	<0.01		59	913	0.9	66	9
582394	<0.01		78	1570	0.7	87	6
582395	<0.01		56	1155	0.5	159	3
582396	<0.01		53	766	<0.5	126	2
582397	<0.01		67	596	<0.5	390	<1
582398	<0.01		68	1406	0.8	192	15
582399	<0.01		138	3300	0.5	254	7
582400	<0.01		85	644	<0.5	488	3
582600	<< Sample not received >>						
582601	0.30	0.03	165	1499	<0.5	794	7
582602	<0.01	<0.01	135	1172	<0.5	378	8
582603	<0.01		63	1511	0.9	256	2
582604	<0.01		98	527	0.9	186	7
582605	<0.01		60	457	0.5	144	8
582606	<0.01		45	473	0.5	122	3
582607	<0.01		124	1020	1.7	110	22
582608	<0.01		68	839	0.9	51	6

ASSAYCORP PTY LTD
A.C.N. 052 982 911
174 Ward Street, Pine Creek, N.T. 0847
P.O. Box 41, Pine Creek, N.T. 0847
Telephone (089) 76 1262
Facsimile (089) 76 1310

ASSAY CODE: AC 04041

Sample	As (ppm)	Sn (ppm)	W (ppm)
582385	<100	181	9
582386	247	1363	<5
582387	9570	1135	16
582388	1489	568	12
582389	<100	96	5
582390	<100	261	14
582391	196	337	13
582392	191	347	6
582393	165	156	10
582394	187	308	10
582395	<100	154	9
582396	<100	159	<5
582397	107	1247	7
582398	261	141	11
582399	107	1536	20
582400	144	239	22
582600	<< Sample not received >>		
582601	345	875	57
582602	102	328	26
582603	<100	227	9
582604	<100	230	13
582605	<100	369	20
582606	<100	227	10
582607	902	173	6
582608	402	223	10

ASSAYCORP PTY LTD
A.C.N. 052 982 911
174 Ward Street, Pine Creek, N.T. 0847
P.O. Box 41, Pine Creek, N.T. 0847
Telephone (089) 76 1262
Facsimile (089) 76 1310

ASSAY CODE: AC 04041

Sample	Au (ppm)	Au(R) (ppm)	Cu (ppm)	Pb (ppm)	Ag (ppm)	Zn (ppm)	Bi (ppm)
582609	<0.01		120	347	<0.5	247	6
582610	<0.01		176	9100	2.6	360	3
582611	<0.01		410	956	<0.5	108	<1
582612	<0.01		81	548	<0.5	239	<1
582613	<0.01	<0.01	36	704	<0.5	77	19
582614	<0.01	<0.01	44	342	<0.5	43	106
582615	<0.01		81	266	<0.5	44	91
582616	<0.01		95	787	<0.5	111	7
582617	<0.01		60	716	<0.5	68	6
582618	<0.01		19	4.10%	<0.5	43	<1
582619	<0.01		22	987	<0.5	112	<1
582620	<0.01		58	593	<0.5	179	4
582621	<0.01		58	936	<0.5	321	<1
582622	0.05	0.08	502	4600	0.8	1533	238
582623	0.05	0.09	393	1812	0.5	959	152
582624	<0.01		63	937	<0.5	231	10
582625	<0.01		258	1664	<0.5	1081	20
582626	<0.01	<0.01	57	333	<0.5	74	8
582627	<0.01		359	1240	<0.5	734	4
582628	<0.01		308	1090	<0.5	567	4
582629	<0.01		279	2570	<0.5	517	4
582630	<0.01		174	967	2.6	53	328
582631	<0.01		160	362	<0.5	376	16
582632	<0.01		213	396	<0.5	213	18
582633	<0.01		216	2160	1.1	255	152

ASSAYCORP PTY LTD
A.C.N. 052 982 911
174 Ward Street, Pine Creek, N.T. 0847
P.O. Box 41, Pine Creek, N.T. 0847
Telephone (089) 76 1262
Facsimile (089) 76 1310

ASSAY CODE: AC 04041

Sample	As (ppm)	Sn (ppm)	W (ppm)
582609	394	1013	13
582610	1391	2420	20
582611	236	125	<5
582612	<100	132	5
582613	656	80	8
582614	662	94	8
582615	420	127	10
582616	178	316	5
582617	161	228	11
582618	<100	97	6
582619	150	210	<5
582620	<100	600	16
582621	116	228	25
582622	1763	790	376
582623	2096	6326	101
582624	127	388	11
582625	1916	259	59
582626	156	22	5
582627	847	21	36
582628	1135	32	20
582629	358	65	21
582630	373	583	25
582631	102	26	9
582632	164	30	10
582633	335	104	<5

ASSAYCORP PTY LTD
A.C.N. 052 982 911
174 Ward Street, Pine Creek, N.T. 0847
P.O. Box 41, Pine Creek, N.T. 0847
Telephone (089) 76 1262
Facsimile (089) 76 1310

ASSAY CODE: AC 04041

Sample	Au (ppm)	Au(R) (ppm)	Cu (ppm)	Pb (ppm)	Ag (ppm)	Zn (ppm)	Bi (ppm)
582634	<0.01		81	278	<0.5	69	25
582635	<0.01		336	756	<0.5	978	17
582636	<0.01	<0.01	54	308	<0.5	194	7
582637	<0.01		76	452	<0.5	257	4
582638	<0.01		103	629	<0.5	203	2
582639	<0.01		81	352	<0.5	1417	<1
582640	<0.01		91	682	1.1	1119	139
582641	<0.01		48	378	<0.5	988	7
582642	<0.01		82	1076	<0.5	1620	4
582643	<0.01		105	649	<0.5	618	9
582644	0.07	0.06	186	1630	<0.5	613	23
582645	<0.01		63	335	<0.5	223	6
582646	<0.01	<0.01	88	268	<0.5	74	421
582647	<0.01		78	2090	0.6	2110	23

ASSAYCORP PTY LTD
A.C.N. 052 982 911
174 Ward Street, Pine Creek, N.T. 0847
P.O. Box 41, Pine Creek, N.T. 0847
Telephone (089) 76 1262
Facsimile (089) 76 1310

ASSAY CODE: AC 04041

Sample	As (ppm)	Sn (ppm)	W (ppm)
582634	146	59	10
582635	1022	122	22
582636	108	21	<5
582637	118	81	<5
582638	<100	24	<5
582639	813	20	34
582640	371	1575	26
582641	<100	57	17
582642	717	47	101
582643	205	170	40
582644	993	124	23
582645	274	233	25
582646	276	170	13
582647	3690	112	7

ASSAYCORP PTY LTD
A.C.N. 052 982 911
174 Ward Street, Pine Creek, N.T. 0847
P.O. Box 41, Pine Creek, N.T. 0847
Telephone (089) 76 1262
Facsimile (089) 76 1310

RECEIVED
- 3 NOV 1992

ASSAY CODE: AC 04179

Woodcutters Joint Venture
LITTLE MARY
ROCK CHIPS. ✓

Distribution
Ian Butler/Tristan Sheldon

Client Reference: Batch 56
Project :
Cost Code:

Date Received: 23/09/1992
Number of Samples: 56

Sample Preparation

Analysis	Analytical Technique	Precision & Accuracy	Detection Limit	Data Units
Au	FA/GC	Acc. ± 15%	0.01	ppm
Au(R)	FA/GC	Acc. ± 15%	0.01	ppm
Ag	AAS/MA-3	Prec. ± 10%	0.5	ppm
Cu	AAS/MA-3	Prec. ± 10%	2	ppm
Pb	AAS/MA-3	Prec. ± 10%	2	ppm
Zn	AAS/MA-3	Prec. ± 10%	1	ppm
Bi	AAS/MA-3	Prec. ± 10%	1	ppm
As	AAS/MA-3	Prec. ± 10%	100	ppm
Sn	XRF/	Prec. ± 10%	5	ppm
W	XRF/	Prec. ± 10%	5	ppm

Authorisation: Ray Wooldridge
Report Dated: 15/10/1992

ASSAYCORP PTY LTD
A.C.N. 052 982 911
174 Ward Street, Pine Creek, N.T. 0847
P.O. Box 41, Pine Creek, N.T. 0847
Telephone (089) 76 1262
Facsimile (089) 76 1310

ASSAY CODE: AC 04179

Sample	Au (ppm)	Au(R) (ppm)	Ag (ppm)	Cu (ppm)	Pb (ppm)	Zn (ppm)	Bi (ppm)
582726	<0.01	<0.01	1.7	1090	3290	489	73
582727	<0.01	<0.01	2.1	376	2270	315	72
582728	0.02	0.02	<0.5	163	564	219	9
582742	0.04		21.8	341	2.54%	326	78
582743	<0.01		1.4	42	2360	60	4
582744	<0.01		<0.5	236	907	296	62
582745	<0.01		<0.5	141	421	388	26
582746	<0.01		<0.5	120	488	336	10
582747	<0.01		<0.5	111	773	239	26
582748	<0.01		<0.5	193	667	213	33
582749	<0.01		<0.5	190	750	232	12
582750	<0.01		<0.5	80	400	109	9
582801	<0.01		<0.5	149	395	77	15
582802	<0.01		<0.5	97	444	66	6
582803	<0.01		<0.5	130	487	61	10
582804	<0.01	<0.01	<0.5	71	347	64	4
582805	<0.01		<0.5	104	365	59	21
582806	<0.01		<0.5	205	383	110	45
582807	0.01		0.5	141	291	53	26
582808	0.01		0.5	228	308	83	252
582809	<0.01		<0.5	101	320	184	17
582810	<0.01		2.2	313	597	256	15
582811	<0.01	<0.01	1.7	133	1180	132	25
582812	<0.01		0.7	62	1610	121	2
582813	<0.01		0.7	45	1080	38	<1

ASSAYCORP PTY LTD
A.C.N. 052 982 911
174 Ward Street, Pine Creek, N.T. 0847
P.O. Box 41, Pine Creek, N.T. 0847
Telephone (089) 76 1262
Facsimile (089) 76 1310

ASSAY CODE: AC 04179

Sample	As (ppm)	Sn (ppm)	W (ppm)
582726	850	2067	13
582727	1420	2212	10
582728	225	266	<5
582742	8900	3862	22
582743	436	171	<5
582744	164	316	14
582745	111	821	10
582746	<100	345	11
582747	102	110	11
582748	<100	93	16
582749	216	735	<5
582750	135	119	9
582801	110	66	9
582802	<100	220	17
582803	204	120	17
582804	<100	250	20
582805	120	182	12
582806	211	230	18
582807	147	120	13
582808	196	154	26
582809	217	7102	20
582810	545	8752	9
582811	530	358	16
582812	378	118	18
582813	139	231	18

ASSAYCORP PTY LTD
A.C.N. 052 982 911
174 Ward Street, Pine Creek, N.T. 0847
P.O. Box 41, Pine Creek, N.T. 0847
Telephone (089) 76 1262
Facsimile (089) 76 1310

ASSAY CODE: AC 04179

Sample	Au (ppm)	Au(R) (ppm)	Ag (ppm)	Cu (ppm)	Pb (ppm)	Zn (ppm)	Bi (ppm)
582814	<0.01		1.6	73	626	14	3
582815	<0.01		0.8	66	498	153	37
582816	<0.01		3.3	80	1950	99	32
582817	0.01		2.8	36	2030	39	14
582818	0.01		7.4	104	4460	24	20
582819	0.01		7.8	131	2770	12	13
582820	<0.01		6.5	69	2940	12	93
582821	<0.01		2.0	31	1290	13	13
582822	0.01		1.7	47	448	212	106
582823	<0.01		1.7	57	483	307	93
582824	<0.01		1.9	79	725	378	33
582825	<0.01		1.1	48	351	207	4
582826	<0.01		<0.5	148	238	396	4
582827	<0.01		3.4	59	574	27	16
582828	<0.01	<0.01	2.3	49	1090	23	15
582829	<0.01		5.5	126	2630	46	170
582830	<0.01	<0.01	17.7	361	5500	39	159
582831	0.03		1.2	130	1780	165	49
582832	0.01		1.9	72	613	43	8
582833	0.02		1.4	131	1210	118	4
582834	0.04		81.0	451	4480	94	1900
582835	<0.01		4.9	301	3510	34	94
582836	<0.01		2.4	121	1090	52	47
582837	0.01		<0.5	62	555	263	15
582838	<0.01		<0.5	41	391	203	4

ASSAYCORP PTY LTD
A.C.N. 052 982 911
174 Ward Street, Pine Creek, N.T. 0847
P.O. Box 41, Pine Creek, N.T. 0847
Telephone (089) 76 1262
Facsimile (089) 76 1310

ASSAY CODE: AC 04179

Sample	As (ppm)	Sn (ppm)	W (ppm)
582814	293	134	7
582815	233	324	19
582816	790	306	97
582817	810	273	25
582818	2020	183	32
582819	1810	203	27
582820	2970	184	19
582821	1040	493	10
582822	870	274	13
582823	510	250	8
582824	335	1478	9
582825	100	423	12
582826	1090	128	14
582827	366	173	11
582828	590	161	14
582829	2910	286	37
582830	1.46%	568	147
582831	1340	127	23
582832	405	187	11
582833	263	373	19
582834	5200	679	203
582835	2230	345	24
582836	1090	2098	18
582837	<100	56	<5
582838	<100	61	<5

ASSAYCORP PTY LTD
A.C.N. 052 982 911
174 Ward Street, Pine Creek, N.T. 0847
P.O. Box 41, Pine Creek, N.T. 0847
Telephone (089) 76 1262
Facsimile (089) 76 1310

ASSAY CODE: AC 04179

Sample	Au (ppm)	Au(R) (ppm)	Ag (ppm)	Cu (ppm)	Pb (ppm)	Zn (ppm)	Bi (ppm)
582839	<0.01	<0.01	<0.5	64	665	312	3
582840	<0.01		<0.5	55	383	231	3
582841	<0.01		<0.5	91	222	228	48
582842	<0.01		<0.5	83	884	112	87
582843	<0.01		<0.5	102	521	277	49
582844	<0.01		<0.5	172	223	579	51

ASSAYCORP PTY LTD
A.C.N. 052 982 911
174 Ward Street, Pine Creek, N.T. 0847
P.O. Box 41, Pine Creek, N.T. 0847
Telephone (089) 76 1262
Facsimile (089) 76 1310

ASSAY CODE: AC 04179

Sample	As (ppm)	Sn (ppm)	W (ppm)
582839	131	66	<5
582840	122	30	<5
582841	306	37	9
582842	327	90	<5
582843	296	79	5
582844	890	37	9

ASSAYCORP PTY LTD
A.C.N. 052 952 911
174 Ward Street, Pine Creek, N.T. 0847
P.O. Box 41, Pine Creek, N.T. 0847
Telephone (089) 76 1262
Facsimile (089) 76 1310

ASSAY CODE: AC 03428

Woodcutters Joint Venture

Little Mary ✓

Distribution

Ian Butler

Client Reference: Batch 1

Project :

Cost Code:

Date Received: 23/07/1992

Number of Samples: 100

Sample Preparation

Little May streams

Analysis	Analytical Technique	Precision & Accuracy	Detection Limit	Data Units
Au	FA/GC	Acc. ± 15%	0.01	ppm
Au(R)	FA/GC	Acc. ± 15%	0.01	ppm
Cu	AAS/MA-3	Prec. ± 10%	2	ppm
Pb	AAS/MA-3	Prec. ± 10%	2	ppm
Zn	AAS/MA-3	Prec. ± 10%	1	ppm
Ag	AAS/MA-3	Prec. ± 10%	0.5	ppm
As	AAS/MA-3	Prec. ± 10%	2	ppm
Bi	AAS/MA-3	Prec. ± 10%	1	ppm
Sn	XRF/	Prec. ± 10%	5	ppm
W	XRF/	Prec. ± 10%	5	ppm

Authorisation: Ray Wooldridge

ASSAYCORP PTY LTD
A.C.N. 052 982 911
174 Ward Street, Pine Creek, N.T. 0847
P.O. Box 41, Pine Creek, N.T. 0847
Telephone (089) 76 1262
Facsimile (089) 76 1310

ASSAY CODE: AC 03428

Sample	Au (ppm)	Au(R) (ppm)	Cu (ppm)	Pb (ppm)	Zn (ppm)	Ag (ppm)	As (ppm)
580676	<0.01		13	277	81	<0.5	29
580677	<0.01		16	229	77	<0.5	24
580678	<0.01		26	533	76	<0.5	46
580679	CONTAMINATION 1.58	1.53	14	130	57	<0.5	22
580680	RPT SAMPLE <0.01 <0.01	<0.01	14	119	71	<0.5	12
580681	0.48	0.50	9	279	72	<0.5	18
580682	0.01		15	160	68	<0.5	22
580683	<0.01		8	97	44	<0.5	16
580684	<0.01		10	235	86	<0.5	18
580685	<0.01		14	154	80	<0.5	12
580686	<0.01		12	155	67	<0.5	16
580687	<0.01		8	24	24	<0.5	10
580688	0.30	0.23	10	94	21	<0.5	9
580689	<0.01		14	172	83	<0.5	28
580690	<0.01		12	179	84	<0.5	25
580691	<0.01		16	198	98	<0.5	19
580692	<0.01		36	391	69	<0.5	23
580693	<0.01		19	277	90	<0.5	41
580694	<0.01		18	237	79	<0.5	11
580695	<0.01		15	199	102	<0.5	20
580696	<0.01		15	176	78	<0.5	19
580697	<0.01	<0.01	31	323	148	<0.5	32
580698	<0.01		23	404	154	<0.5	36
580699	0.01		40	201	83	<0.5	27
580700	<0.01		37	331	96	<0.5	34

ASSAYCORP PTY LTD
A.C.N. 052 982 911
174 Ward Street, Pine Creek, N.T. 0847
P.O. Box 41, Pine Creek, N.T. 0847
Telephone (089) 76 1262
Facsimile (089) 76 1310

ASSAY CODE: AC 03428

Sample	Bi (ppm)	Sn (ppm)	W (ppm)
580676	<1	208	<5
580677	3	296	<5
580678	4	1181	<5
580679	<1	266	7
580680	<1	166	7
580681	<1	228	8
580682	<1	789	<5
580683	<1	374	<5
580684	<1	481	6
580685	<1	160	7
580686	<1	584	<5
580687	<1	213	<5
580688	<1	1720	6
580689	<1	267	<5
580690	<1	79	5
580691	<1	667	7
580692	<1	165	<5
580693	<1	2053	13
580694	<1	97	6
580695	<1	535	8
580696	<1	905	7
580697	<1	2405	13
580698	<1	6567	14
580699	<1	1647	9
580700	<1	2275	12

F6391

ASSAYCORP PTY LTD
A.C.N. 052 982 911
174 Ward Street, Pine Creek, N.T. 0847
P.O. Box 41, Pine Creek, N.T. 0847
Telephone (089) 76 1262
Facsimile (089) 76 1310

ASSAY CODE: AC 03428

Sample	Au (ppm)	Au(R) (ppm)	Cu (ppm)	Pb (ppm)	Zn (ppm)	Ag (ppm)	As (ppm)
580701	<0.01		30	237	83	<0.5	39
580702	0.01		33	297	174	0.5	39
580703	<0.01		24	426	153	0.5	37
580704	0.01		31	461	179	0.6	29
580705	0.01		36	873	113	1.1	22
580706	<0.01		35	681	56	0.7	33
580707	0.01		28	473	68	1.8	26
580708	0.01		22	417	41	0.6	29
580709	<0.01	<0.01	19	473	86	1.0	126
580710	0.01		17	807	79	1.0	193
580711	<0.01		23	402	202	0.5	66
580712	<0.01		24	328	128	<0.5	42
580713	<0.01		17	302	141	<0.5	34
580714	0.02		33	157	66	<0.5	39
580715	0.01		20	200	130	<0.5	39
580716	<0.01	<0.01	23	216	101	<0.5	44
580717	0.03		28	192	80	<0.5	44
580718	0.05		29	192	115	<0.5	10
580719	0.02		23	59	46	<0.5	29
580720	0.02		34	88	73	<0.5	49
580721	<0.01		26	56	58	<0.5	40
580722	<0.01		27	46	44	<0.5	41
580723	<0.01		14	170	65	<0.5	14
580724	<0.01		25	191	86	<0.5	30
580725	<0.01	<0.01	7	31	30	<0.5	<2

E6301

ASSAYCORP PTY LTD
A.C.N. 052 982 911
174 Ward Street, Pine Creek, N.T. 0847
P.O. Box 41, Pine Creek, N.T. 0847
Telephone (089) 76 1262
Facsimile (089) 76 1310

ASSAY CODE: AC 03428

E 6391

Sample	Bi (ppm)	Sn (ppm)	W (ppm)
580701	<1	1486	9
580702	<1	1039	8
580703	<1	4903	19
580704	<1	5963	15
580705	<1	553	11
580706	<1	1048	6
580707	<1	697	<5
580708	<1	1815	8
580709	<1	456	7
580710	<1	3212	14
580711	<1	749	5
580712	<1	4093	10
580713	<1	853	10
580714	<1	459	5
580715	<1	47	<5
580716	<1	1919	6
580717	<1	2125	10
580718	<1	308	6
580719	<1	398	<5
580720	<1	697	8
580721	<1	14	5
580722	<1	2988	8
580723	<1	83	8
580724	<1	480	7
580725	<1	7	5

ASSAYCORP PTY LTD
A.C.N. 052 982 911
174 Ward Street, Pine Creek, N.T. 0847
P.O. Box 41, Pine Creek, N.T. 0847
Telephone (089) 76 1262
Facsimile (089) 76 1310

ASSAY CODE: AC 03428

Sample	Au (ppm)	Au(R) (ppm)	Cu (ppm)	Pb (ppm)	Zn (ppm)	Ag (ppm)	As (ppm)
580726	<0.01		4	17	28	<0.5	<2
580727	<0.01		3	36	45	<0.5	<2
580728	0.19	0.14	9	12	38	<0.5	<2
580729	<0.01		12	16	43	<0.5	<2
580730	<0.01		9	6	34	<0.5	<2
580731	<0.01	<0.01	8	13	28	<0.5	<2
580732	<0.01		7	18	36	<0.5	<2
580733	<0.01		4	7	28	<0.5	<2
580734	<0.01		5	19	16	<0.5	<2
580735	<0.01		9	26	22	<0.5	<2
580736	<0.01		5	12	22	<0.5	<2
580737	<0.01		6	11	17	<0.5	<2
580738	<0.01		11	27	32	<0.5	<2
580739	<0.01		11	25	28	<0.5	<2
580740	<0.01		14	26	41	<0.5	<2
580741	<0.01	<0.01	12	17	36	<0.5	<2
580742	<0.01		10	11	29	<0.5	<2
580743	<0.01		14	24	46	<0.5	<2
580744	<0.01		13	29	27	<0.5	<2
580745	CONTAMINATION 1.18 SAMPLE	1.19 RPT <0.01	13	28	36	0.5	<2
580746	<0.01		10	34	24	<0.5	<2
580747	<0.01		13	64	36	<0.5	<2
580748	<0.01		14	28	36	<0.5	<2
580749	0.01		10	12	9	<0.5	<2
580750	<0.01		12	31	29	<0.5	<2

ASSAYCORP PTY LTD
A.C.N. 052 982 911
174 Ward Street, Pine Creek, N.T. 0847
P.O. Box 41, Pine Creek, N.T. 0847
Telephone (089) 76 1262
Facsimile (089) 76 1310

ASSAY CODE: AC 03428

E 6391

Sample	Bi (ppm)	Sn (ppm)	W (ppm)
580726	<1	<5	<5
580727	<1	5	<5
580728	<1	32	<5
580729	<1	13	<5
580730	<1	5	<5
580731	<1	<5	<5
580732	<1	<5	<5
580733	<1	<5	6
580734	<1	<5	<5
580735	<1	<5	<5
580736	<1	<5	<5
580737	<1	<5	<5
580738	<1	<5	<5
580739	<1	<5	6
580740	<1	22	<5
580741	<1	11	<5
580742	<1	<5	<5
580743	<1	<5	<5
580744	<1	5	8
580745	<1	<5	8
580746	<1	5	<5
580747	<1	10	<5
580748	<1	13	5
580749	<1	<5	5
580750	<1	<5	<5

ASSAYCORP PTY LTD
A.C.N. 052 982 911
174 Ward Street, Pine Creek, N.T. 0847
P.O. Box 41, Pine Creek, N.T. 0847
Telephone (089) 76 1262
Facsimile (089) 76 1310

RECEIVED
16 OCT 1992

ASSAY CODE: AC 04152

Woodcutters Joint Venture

Little Mary Rock Chips

Distribution

Ian Butler

Client Reference: Batch 54

Project :

Cost Code:

Date Received: 19/09/1992

Number of Samples: 41

Sample Preparation

Analysis	Analytical Technique	Precision & Accuracy	Detection Limit	Data Units
Au	FA/GC	Acc. ± 15%	0.01	ppm
Au(R)	FA/GC	Acc. ± 15%	0.01	ppm
Cu	AAS/MA-3	Prec. ± 10%	2	ppm
Pb	AAS/MA-3	Prec. ± 10%	2	ppm
Zn	AAS/MA-3	Prec. ± 10%	1	ppm
Ag	AAS/MA-3	Prec. ± 10%	0.5	ppm
As	AAS/MA-3	Prec. ± 10%	100	ppm
Bi	AAS/MA-3	Prec. ± 10%	1	ppm
Sn	XRF/D410	Prec. ± 10%	5	ppm
W	XRF/D410	Prec. ± 10%	5	ppm

Authorisation: Ray Wooldridge

Date: 05/10/1[illegible]2

ASSAYCORP PTY LTD
A.C.N. 052 982 911
174 Ward Street, Pine Creek, N.T. 0847
P.O. Box 41, Pine Creek, N.T. 0847
Telephone (089) 76 1262
Facsimile (089) 76 1310

ASSAY CODE: AC 04152

Sample	Au (ppm)	Au(R) (ppm)	Cu (ppm)	Pb (ppm)	Zn (ppm)	Ag (ppm)	As (ppm)
582648	0.02		716	1079	144	0.5	1080
582649	3.14	2.84	506	798	123	1.0	511
582650	0.07	0.06	102	486	40	<0.5	<100
582701	0.03		270	1165	225	<0.5	367
582702	0.05		484	380	171	<0.5	178
582703	0.03		107	228	63	<0.5	<100
582704	0.05		98	357	76	<0.5	155
582705	0.14		669	517	284	<0.5	860
582706	0.11	0.07	234	566	171	<0.5	316
582707	0.06	0.05	1237	1183	252	<0.5	5100
582708	0.08		635	901	193	<0.5	1950
582709	0.09		1222	2110	243	1.5	3290
582710	0.05		212	1182	61	<0.5	1280
582711	0.04		745	1312	692	<0.5	4310
582712	0.11		1204	1860	259	1.6	4580
582713	0.37	0.36	1680	1263	223	1.2	4900
582714	0.06		760	752	273	<0.5	1940
582715	0.15	0.15	929	1405	309	7.7	1580
582716	0.09		491	983	217	1.2	2470
582717	0.14		842	1750	120	0.8	3670
582718	0.08		1223	996	193	1.6	4290
582719	0.05		1155	1059	157	0.5	3710
582720	0.05		1133	2430	265	1.9	2360
582721	0.06		1136	2340	127	4.1	4280
582722	0.08	0.06	641	4870	262	2.0	2280

ASSAYCORP PTY LTD
A.C.N. 052 982 911
174 Ward Street, Pine Creek, N.T. 0847
P.O. Box 41, Pine Creek, N.T. 0847
Telephone (089) 76 1262
Facsimile (089) 76 1310

ASSAY CODE: AC 04152

Sample	Bi (ppm)	Sn (ppm)	W (ppm)
582648	49	9323	27
582649	353	796	21
582650	86	147	16
582701	96	174	<5
582702	21	390	27
582703	22	42	10
582704	12	43	7
582705	24	200	10
582706	244	156	21
582707	65	7635	25
582708	691	1795	18
582709	74	1529	10
582710	146	1146	17
582711	655	1099	16
582712	1323	4596	28
582713	1170	6969	15
582714	74	285	10
582715	944	6478	48
582716	206	128	18
582717	6140	485	16
582718	559	494	16
582719	289	375	60
582720	101	2308	21
582721	245	585	19
582722	204	1095	15

ASSAYCORP PTY LTD
A.C.N. 052 982 911
174 Ward Street, Pine Creek, N.T. 0847
P.O. Box 41, Pine Creek, N.T. 0847
Telephone (089) 76 1262
Facsimile (089) 76 1310

ASSAY CODE: AC 04152

Sample	Au (ppm)	Au(R) (ppm)	Cu (ppm)	Pb (ppm)	Zn (ppm)	Ag (ppm)	As (ppm)
582723	0.02		255	1018	80	1.8	502
582724	0.03		781	1860	786	0.6	3210
582725	0.02		502	897	152	0.9	493
582729	<0.01		198	352	190	<0.5	212
582730	<0.01		47	293	29	0.8	454
582731	0.01		61	192	81	<0.5	<100
582732	0.02		96	484	201	<0.5	<100
582733	0.03		105	495	248	<0.5	<100
582734	0.01		65	506	177	<0.5	<100
582735	0.04		488	1484	405	<0.5	296
582736	0.06		179	389	468	<0.5	193
582737	0.03		256	1086	353	<0.5	234
582738	0.08		109	183	211	<0.5	<100
582739	0.03		146	616	281	<0.5	116
582740	0.02	0.02	281	461	394	<0.5	367
582741	0.01	0.01	279	1461	333	<0.5	385

ASSAYCORP PTY LTD
A.C.N. 052 982 911
174 Ward Street, Pine Creek, N.T. 0847
P.O. Box 41, Pine Creek, N.T. 0847
Telephone (089) 76 1262
Facsimile (089) 76 1310

ASSAY CODE: AC 04152

Sample	Bi (ppm)	Sn (ppm)	W (ppm)
582723	133	364	15
582724	14	105	38
582725	72	315	20
582729	4	6478	12
582730	64	913	8
582731	3	112	<5
582732	52	287	<5
582733	63	34	<5
582734	4	322	<5
582735	20	5250	22
582736	2	240	7
582737	39	5518	12
582738	2	703	<5
582739	18	52	13
582740	149	116	25
582741	107	5144	18

ASSAYCORP PTY LTD
A.C.N. 052 982 911
174 Ward Street, Pine Creek, N.T. 0847
P.O. Box 41, Pine Creek, N.T. 0847
Telephone (089) 76 1262
Facsimile (089) 76 1310

ASSAY CODE: AC 03853

Woodcutters Joint Venture

Distribution
Ian Butler

Client Reference: Batch 23
Project :
Cost Code: Little Mary. Gosson Rock Chips

Date Received: 28/08/1992
Number of Samples: 20

Sample Preparation

Analysis	Analytical Technique	Precision & Accuracy	Detection Limit	Data Units
Au	FA/GC	Acc. ± 15%	0.01	ppm
Au(R)	FA/GC	Acc. ± 15%	0.01	ppm
Cu	AAS/MA-3	Prec. ± 10%	2	ppm
Pb	AAS/MA-3	Prec. ± 10%	2	ppm
Zn	AAS/MA-3	Prec. ± 10%	1	ppm
Ag	AAS/MA-3	Prec. ± 10%	0.5	ppm
As	AAS/MA-3	Prec. ± 10%	100	ppm

Authorisation: Ray Wooldridge
Report Dated: 03/09/1992

ASSAYCORP PTY LTD
A.C.N. 052 982 911
174 Ward Street, Pine Creek, N.T. 0847
P.O. Box 41, Pine Creek, N.T. 0847
Telephone (089) 76 1262
Facsimile (089) 76 1310

ASSAY CODE: AC 03853

Sample	Au (ppm)	Au(R) (ppm)	Cu (ppm)	Pb (ppm)	Zn (ppm)	Ag (ppm)	As (ppm)
582301	<0.01		1405	3700	460	55.7	2534
582302	<0.01		614	6200	222	6.8	1.29%
582303	<0.01		488	1.22%	177	12.4	1.66%
582304	<0.01		187	1368	49	1.6	943
582305	<0.01		340	4100	92	20.3	4021
582306	<0.01		650	1.02%	67	77.5	8180
582307	<0.01		213	2800	156	2.1	657
582308	<0.01		253	1602	114	3.9	1141
582309	<0.01		273	3100	482	2.1	1142
582310	<0.01	<0.01	124	3300	135	0.7	466
582311	<0.01		202	1706	183	1.3	583
582312	<0.01		126	1372	28	2.0	789
582313	<0.01	<0.01	373	3200	151	1.2	1023
582314	<0.01		371	3300	143	5.4	1776
582315	<0.01		135	4500	65	27.1	1999
582316	<0.01		133	4800	36	12.1	1558
582317	<0.01		180	3500	307	9.1	1696
582318	0.02	0.04	218	4500	24	55.8	5660
582319	0.03	0.05	266	1.13%	909	26.5	1318
582320	0.07	0.11	140	5300	35	43.7	4209


EL 7481
RELINQUISHED AREA
EL 7480
EL 7479
EL 7440
Mary
River
Little
AREA RELINQUISHED END YEAR TWO
GRID NORTH
MAG NORTH
52°
8 495 000mN
8 494 000mN
8 493 000mN
8 492 000mN
8 491 000mN
8 490 000mN
8 489 000mN
8 488 000mN
8 487 000mN
8 486 000mN
8 485 000mN
8 484 000mN
8 483 000mN
8 480 000mN
8 474 000mN
8 471 000mN
8 470 000mN
8 467 000mN
8 464 000mN
8 461 000mN
8 458 000mN
8 455 000mN
8 452 000mN
8 450 000mN
8 448 000mN
8 446 000mN
8 444 000mN
8 442 000mN
8 440 000mN
8 438 000mN
8 436 000mN
8 434 000mN
8 432 000mN
8 430 000mN
8 428 000mN
8


12 000 N
11 600 N
11 200 N
10 800 N
10 400 N
10 000 N
9600 N
9200 N
8800 N
8400 N
8000 N
7600 N
7200 N
6800 N
3000 E
3400 E
3800 E
4200 E
4600 E
5000 E
5400 E
5600 E
Pfb
Psq
Psk
Pso
BIF
Pb
Zn
Ag
Cu
W
1
2
3
4
5
LEGEND
Mineralisation
Geological Units
Burrell Creek Formation
greywacke, siltstone, mudstone
Mt Bonnie Formation
banded iron formation, mudstone
mudstone
Gerowie Tuff
hornfelsed mudstone, chert
Koolpin Formation
mudstone, carbonaceous mudstone
banded iron formation
100 0 100 200 300 metres
CR98/408
eupene exploration enterprises
Client : Aztec Mining Company Ltd
Scale: 1:5000
Compiled: W. Ormsby
Drawn: C.S.D.S.
Date: Nov. 1991
Enclosure 2
LITTLE MARY PROSPECT
INTERPRETIVE GEOLOGY

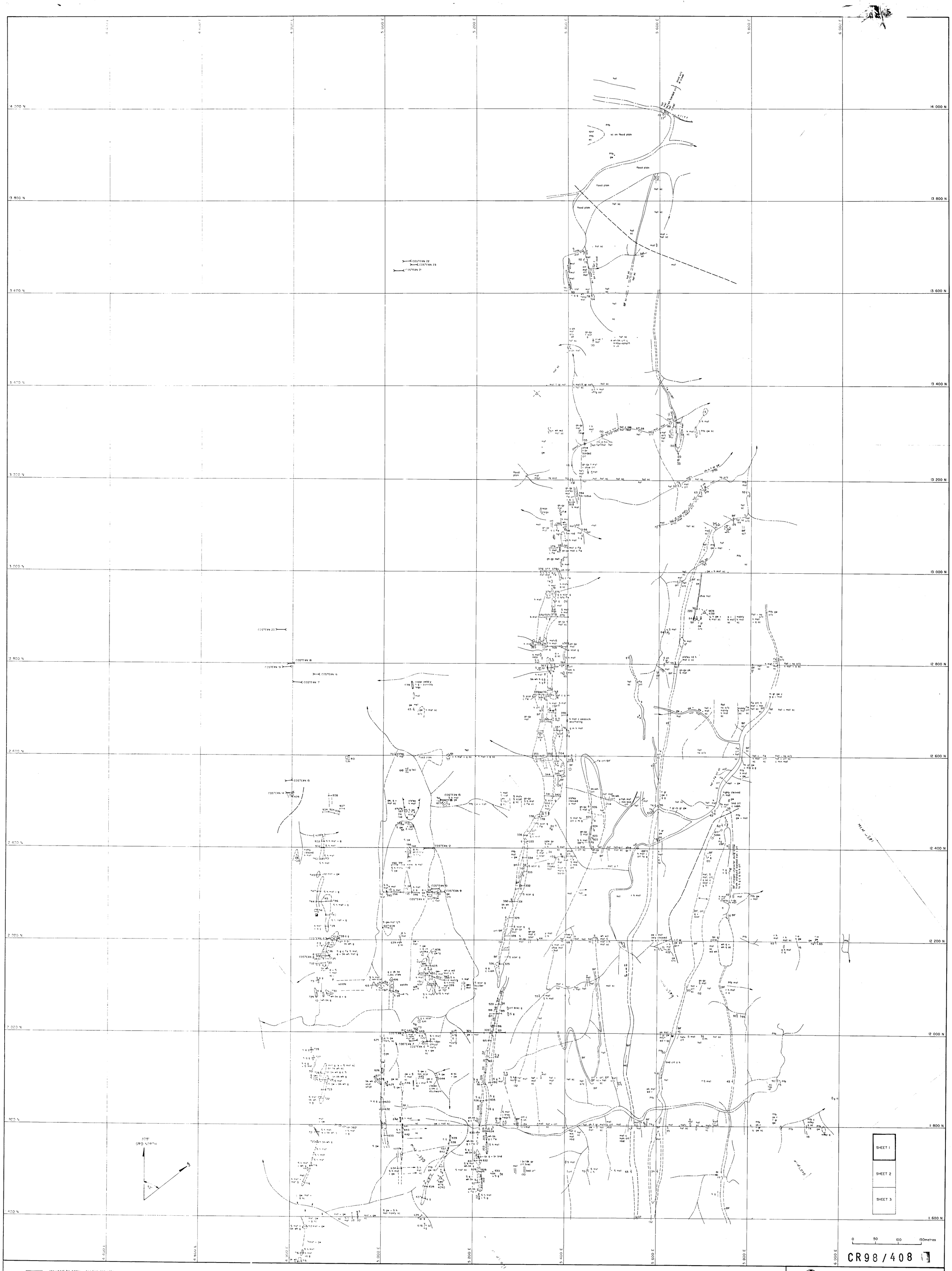

CR98/408

geological boundary - position accurate
geological boundary - position approximate
bedding showing dip
cleavage showing dip
lineation
pit
shaft
drill hole showing direction
mineral occurrence
fault
vein

al	alluvium	fl	float	inbd	interbeddedd	scor	scorodite
B.I.F.	banded iron formation	ferr	ferruginous	lt	light	sc	scree
bk	black	f	fine	lim	limonitic	S	siliceous
bw	boxworked	Fe	iron	m	medium	slst	siltstone
br	brown	g	gossan	mst	mudstone	sst	sandstone
brecc	breccia	gr	grain/ed	min	minor	t	tuffaceous
b/cl	bedding/cleavage	gn	green	o/c	outcrop	vn	vein
bnd	band/ed	gy	grey	pk	pink	y	yellow
crt	chert	gw	greywacke	Pfb	Burrell Creek Formation	wh	white
crt cc	chert concretions	h	hematitic	q	quartz		
DH	drill hole	hst	hornstone	r	red		
dk	dark	is	ironstone	rego	regolith		

Aztec Mining Company Ltd

LITTLE MARY PROSPECT
GEOLOGICAL FACT MAP
Sheet 1

PROJ. NAME: LITTLE MARY	NO.
	Enclosure 3
COMPILED: T. Sheldon	SCALE: 1 : 2,500
DRAWN: M.C.B.	DATE: OCT. 1992

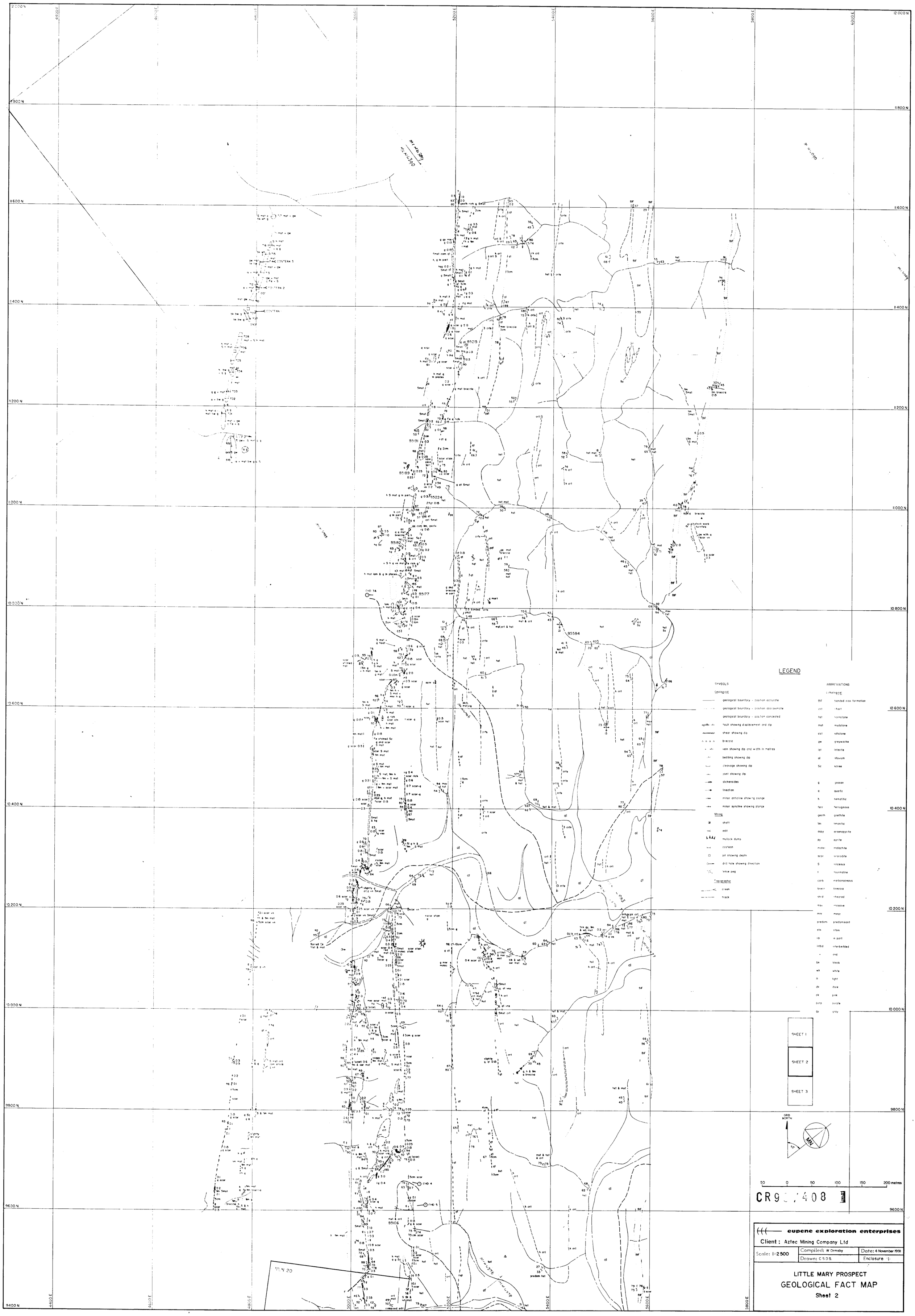
LEGEND
SYMBOLS
Geological
geological boundary - position accurate
geological boundary - position approximate
geological boundary - position concealed
fault showing displacement and dip
shear showing dip
breccia
vein showing dip and width in metres
bedding showing dip
cleavage showing dip
joint showing dip
slickensides
lineation
minor anticline showing plunge
minor syncline showing plunge
Mining
shaft
adit
mullock dump
costean
pit showing depth
drill hole showing direction
tease peg
Topographic
creek
track
ABBREVIATIONS
Lithological
BIF banded iron formation
crt chert
hst hornstone
mst mudstone
slst siltstone
gw greywacke
lat laterite
al alluvium
Sc scree
q jasper
q quartz
h hematitic
ferr ferruginous
geoth goethite
lim limonitic
aspy arsenopyrite
py pyrite
malac malachite
scor scorodite
S siliceous
t tourmaline
carb carbonaceous
brecr brecciated
shrd sheared
msv massive
mnr minor
predom predominant
stn stain
in part
intbd interbedded
and
bk black
wh white
lt light
dk dark
pk pink
purp purple
gy gray
SHEET 1
SHEET 2
SHEET 3
GRID NORTH
MN
52°
50 0 50 100 150 200 metres
CR9 /408
eupene exploration enterprises
Client : Aztec Mining Company Ltd
Scale: 1:2500
Compiled: W Ormsby
Drawn: C.S.D.S.
Date: 4 November 1991
Enclosure
LITTLE MARY PROSPECT
GEOLOGICAL FACT MAP
Sheet 2

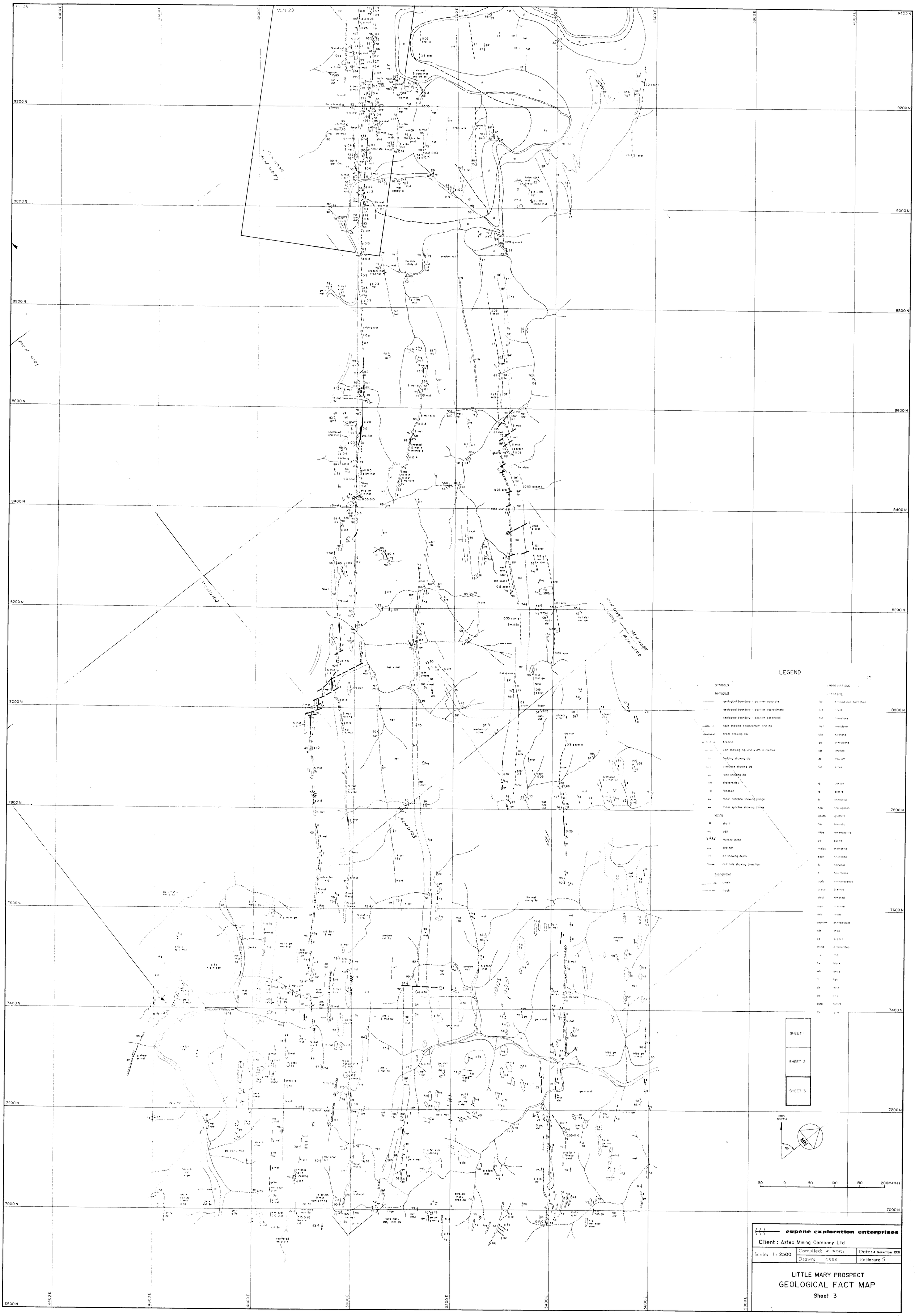
LEGEND
SYMBOLS
Geological
geological boundary - position accurate
geological boundary - position approximate
geological boundary - position concealed
fault showing displacement and dip
shear showing dip
breccia
vein showing dip and width in metres
bedding showing dip
cleavage showing dip
joint showing dip
slickensides
lineation
minor anticline showing plunge
minor syncline showing plunge
Mining
shaft
adit
mullock dump
costean
pit showing depth
drill hole showing direction
Topographic
creek
track
ABBREVIATIONS
Mineral
BIF banded iron formation
crt chert
hst hornstone
mst mudstone
slst siltstone
gw greywacke
tuf tuffaceous
al alluvium
Sc scree
g jasper
q quartz
h hematitic
ferr ferruginous
geoth goethite
lim limonitic
aspy arsenopyrite
py pyrite
malac malachite
scor scorodite
S siliceous
t tourmaline
carb carbonaceous
brecc breccia
shrd sheared
msv massive
mnr minor
predom predominant
stn stain
ip in part
intbd interbedded
v veins
bk black
wh white
l light
dk dark
sk rock
purp purple
gy grey
SHEET 1
SHEET 2
SHEET 3
GRID NORTH
MN
50 0 50 100 150 200metres
eupene exploration enterprises
Client : Aztec Mining Company Ltd
Scale: 1 : 2500
Compiled: W. Ormsby
Drawn: C.S.D.S.
Date: 4 November 1991
Enclosure 5
LITTLE MARY PROSPECT
GEOLOGICAL FACT MAP
Sheet 3

CR99/408

Sheet 1/2

Enclosure 6

File : LXNLP2
Scale : 1 : 5000
Date : 04 Sep 1992

CR98/408

CR98/408

Russian Exploration Company 1998

	Init	Date
Geologist	MAW	
Drawn		
Checked		
Approved		

AZTEC MINERALS LIMITED

Little Mac, Kowhuna

Sample Location Plan Sheet 2/2

File : LMSLP1

Scale : 1 : 5000

Date : 04 Sep 1998

Enclosure 7

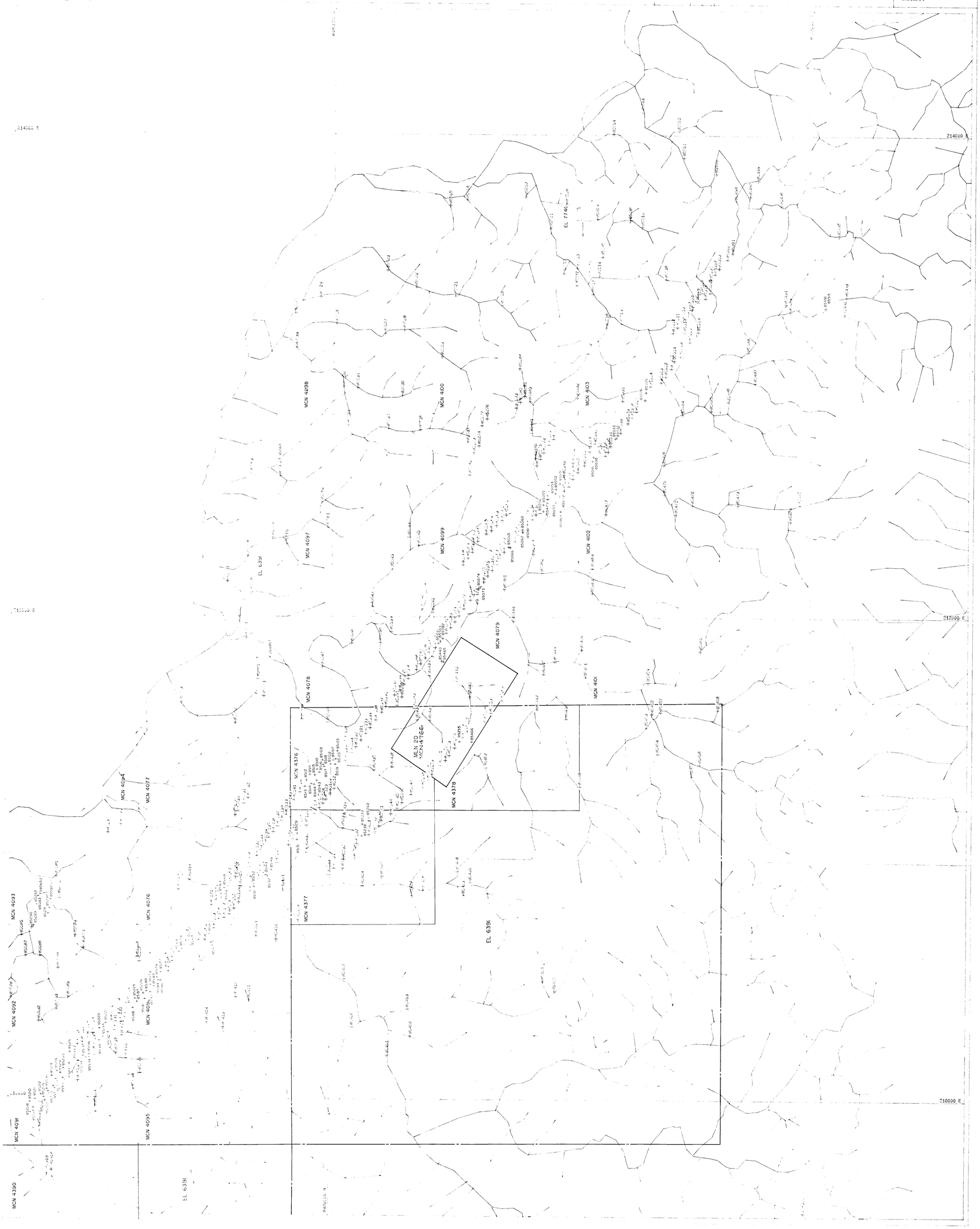

Woodcutters Mine

	Init	Date
Geologist	KAW	
Drawn		
Checked		
Approved		

AZTEC MINING LIMITED
CORONET HILL / LITTLE MARY
ROCK CHIP SAMPLES

File : LMWCRC3
Scale : 1 : 2500
Date : 15 Jun 1998
Enclosure 8
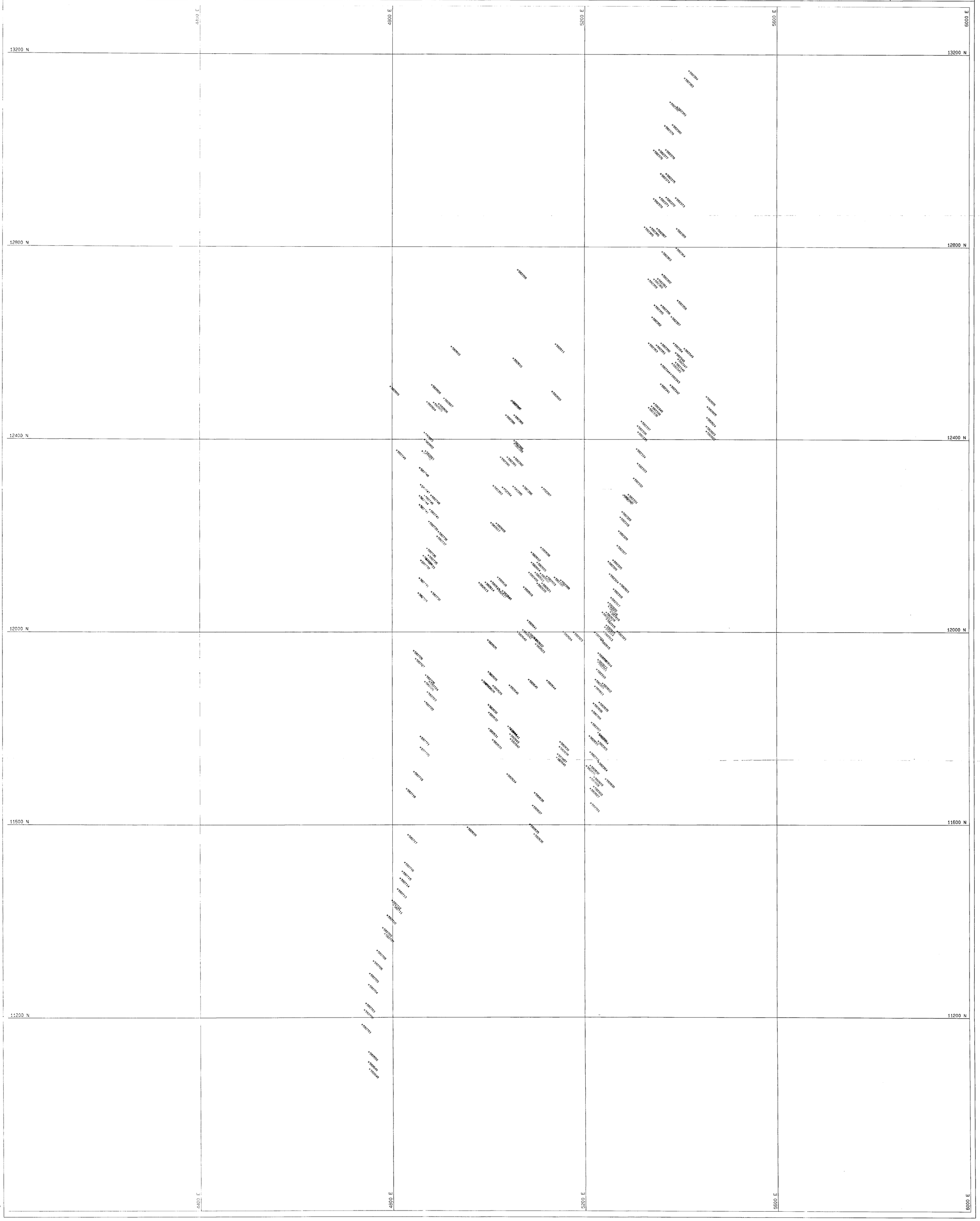
CR98/408